samyukta

Wedding Magazine 2018



Tips to choosing your **WEDDING CAKE...**

Jewellery Trends & Tips for **2018**

Intimate Backyard Weddings

FASHION TRENDS **2018**

4 Real couple stories

Current Catering Trends

FOR **SOUTH ASIAN WEDDINGS**

BEING A BRIDE AGAIN

Samyukta 2018 $9.99

6 50434 67296 2

Display Memorable Moments

with EI MARKETING

905 604 7994 | info@eimarketing.ca | www.eimarketing.ca

EI Marketing brings grandeur and elegance to your wedding with our custom-built electronic digital signage.



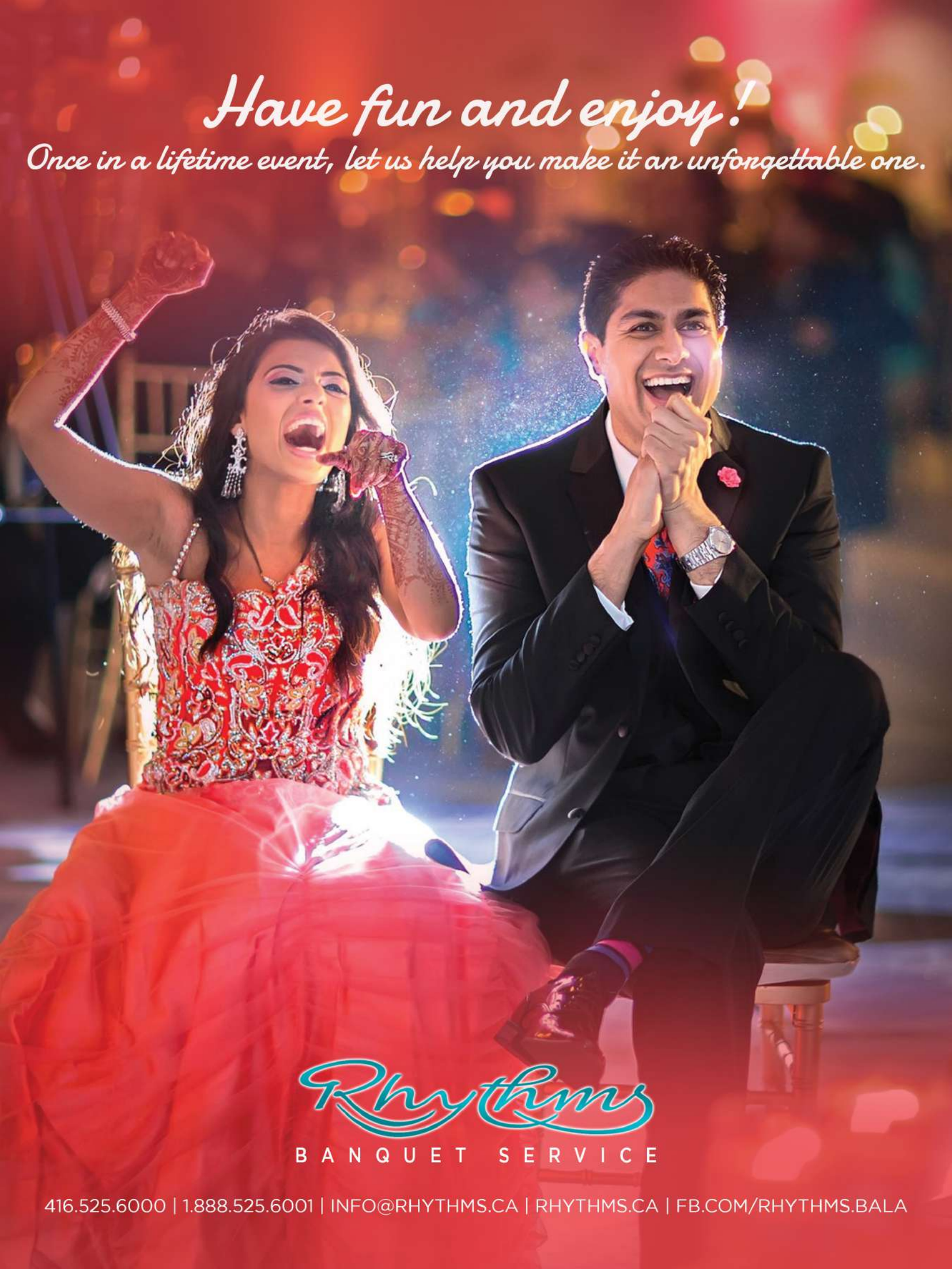
Have fun and enjoy!
Once in a lifetime event, let us help you make it an unforgettable one.
Rhythms
BANQUET SERVICE
416.525.6000 | 1.888.525.6001 | INFO@RHYTHMS.CA | RHYTHMS.CA | FB.COM/RHYTHMS.BALA

From the Editor's Desk.....

The Samyukta team is elated to be launching our second annual wedding magazine at Samyukta Wedding show, 2018. After the stupendous success of our first ever wedding show last year, we decided to take this year's issue of our wedding magazine to the global platform and have worked hard to present to you this magazine, keeping in mind our readers' keen interest for content quality.

The brand Samyukta was launched in 2016, with a small team of professionals, coming together to create a platform to unite talented individuals from various nooks and corners of the wedding industry. Our sole intension is to put out the best options for attending brides and grooms. In that endeavor, the wedding magazines released each year, supplement the experience at the show with all the information the attendees need and the magazine this year is definitely an accomplishment on a different level for us at Samyukta and a treat for the readers!

Team Samyukta has worked hard to cater to the needs of all their exhibitors and as a token of appreciation will vouch to keep the momentum created by Samyukta and do everything in their capacity to continue promoting all their trusted exhibitors and force forward to growing them in greater numbers. With the release of their wedding magazines annually at the show, team Samyukta aims to keep this day imprinted in the minds of the attendees and cherish the content, carefully put together for their readers! Taking care to only add content of value and worth for the reader, Team Samyukta has collated a mixture of articles, real life stories, editorials and ads that will benefit the reader in one way or another.

Team Samyukta has operated thus far with one purpose in mind and that is, each exhibitor who put their trust and faith in us, reap positive rewards as a result of this event and stay with us, as a close knit family, true to the meaning of the Sanskrit word "Samyukta" - meaning united!!!

Our heartfelt appreciation goes out to all our contributors, photographers, trusted exhibitors, sponsors, make-up artists, stylists, models, coordinators and every single person who helped put together this edition of Samyukta wedding magazine!

With Sincere Gratitude,
Narayani Manchuthan, Editor



PHOTOGRAPHY
Photon Image
STYLIST
Misteek London
MODEL
Vithya Visvendra
MAKE-UP
Vithya Hair and Makeup
HAIRSTYLING
Aamir Naveed Hair and Team
Malia at Aamir Naveed
FASHION
Aalayaa
JEWELRY
Mayil London
VENUE
Belt Craft Studio (UK)

SAMYUKTA WEDDING MAGAZINE
www.samyukta.ca

PUBLISHER
Manchuthan Kanagasegaram

EDITOR
Narayani Manchuthan

GRAPHIC DESIGNER
Pradeepraj Muthukrishnan

PRINT PRODUCTION
Boss Logo

CONTRIBUTING PHOTOGRAPHERS
Photon Image (UK)
Golden Memories Photography
Cloud 9 Photography
Luminous Illustrations Photography
Samir K Photography

CONTRIBUTING CINEMATOGRAPHERS
RedEyeMotion Cinematography
Photon Image (UK)
Vinayaga Video

CONTRIBUTING WRITERS
Misteek London
Mayil London
Bremani Musafer (Bimera Events)
Vithya Hair and Makeup
Addictive Eats By Gayethiry
Keerthana K, ecBoutique by Sinthu Krish
Tie The Thaali
Shankar & Pratha - Sourthern Aroma

CONTRIBUTING HAIR & MAKEUP ARTISTS
Thiso Makeup
Style N Beauty by Praveena
Cindy's Beauty Salon & Spa
Vithya Hair & Makeup
Aamir Naveed & Team (UK)
Hair and Makeup by Tharsh
Elegance Enriched

CONTRIBUTING ART & STUDIO DECORATORS
Belt Craft Studio (UK)

MEDIA PARTNERS
EI Marketing
TET
Ninaivukal
Vannathamil Radio
Tie The Thaali
Balan Skylon

FASHION COORDINATOR
Shameela Shaheed

SPECIAL APPRECIATION
Chandni Grand By Grand Cinnamon Banquet

Samyukta does not endorse the authenticity or quality of the products and/or services printed in this magazine. This magazine or its contents may not be reprinted or duplicated, nor can it be sold without the written consent of the publisher. All rights reserved!

CONTACT INFORMATION
Samyukta
samyuktaweddingshow
info@samyukta.ca
1.855.575.0500

Create.Caputre.Inspire.

I love TET



www.iwatchtet.tv
prem@iwatchtet.tv
(416) 845 - 3000
(416) 707- 6262

TET HD
Bell Fibe TV CH842
ROGERS CH663

CONTENTS

FEATURED ARTICLES

26. Being A Bride Again

38. Fashion Trends 2018

65. Jewellery Trends & Tips For 2018

72. Tie The Thali

80. The Red Dress

106. Current Catering Trends For South Asian Weddings GTA And Beyond

110. Tips To Choosing Your Wedding Cake....

122. A Perfect Jamaican Destination Wedding For Melanie And Mark

136. Intimate Backyard Weddings...

144. Love Blooms



Real Stories

17. Maathury And Anoojan

56. Naviya And Mithun

98. Cinthu And Robin

148. Jeevika And Abeer









Grand Cinnamon B

Grand Cinnamon Banquet and Convention is 40,000 Square Feet of custom made Event Space. Our Banquet has a 1400-person capacity with 3 separate Banquet Rooms. We have completely redesigned our International Chef Inspired Menus to include Western, Italian, Mediterranean, Caribbean, Filipino, Indian, Sri Lankan, Islamic, Afghan, Full Vegetarian, and Corporate Packages. Grand Cinnamon has also incorporated Brand New Live Stations where Chef's prepare breathe taking Dishes in front of your Guests.

ARTISTIC IM

First C

Venue • Servi



Chandni Grand

BY GRAND CINNAMON BANQUET

Banquet & Convention

IAGE - 2018

Class

ce • Cuisine

Grand Cinnamon will be creating a Mix between Traditional and Contemporary with its Brand New Exterior Designs to be completed in 2018 with completely new Banquet Carpets. Visit our Location to have one of our Banquet Managers show you our facility and pick up our Newly made Banquet Package Booklets.



3895 McNicoll Ave. Scarborough, ON M1X 1E7
T: 416.519.9773









Style N Beauty

By Praveena

SnBbypraveena

647.618.7174

SnBbypraveena@gmail.com



Aalayaa

1.855.575.0500

aalayaaethnicdesignerwear

aalayaaonline





Mischief Boutique
a collection by Razia

150 New Delhi Drive, Unit 41
Markham, ON L3S 0B5
Canada

mischief_boutique
mischief boutique
647.988.7251

PHOTOGRAPHY
Golden Memories Photography

MAKE-UP & HAIRSTYLE
Cindy's Beauty Salon & Spa

JEWELLERY
Anya Jewellery





Mischief Boutique
a collection by Razia



Mischief Boutique
a collection by Razia





goldenmemories24



647.772.5954 | 647.987.2991

g.m.photography@outlook.com

www.goldenmemoriesphotography.smugmug.com

Cindy's Beauty



Cindy's Beauty Salon & Spa

905.604.8820 | 5 Hillcroft Drive, Unit 5, Markham ON L3S 1R6 | 647.761.2037
cindysbeauty@hotmail.com | www.cindysbeauty.com

cindy's beauty salon & spa cindypansbeauty





They weren't searching for it. They didn't see it coming. He said one thing, and she said another. Before they knew it, they wanted to spend the rest of their lives in the middle of that conversation. When two complete strangers meet and the stars align, there is nothing that can get in the way of what is meant to be. Anoojan and Maathury have been inseparable ever since that first encounter and their story is testament to what we often refer to as "fate."

As the sun was beginning to set in the city of Toronto and the skies were painted a bright orange and pink, Anoojan sent Maathury accompanied with a personalized chauffer to various locations across the city. Location after location, Maathury awaited the final stop with excitement, eager to see what was to come. The final stop would lead Maathury to a candle lit pathway that showcased the beautiful Toronto Skyline – a place the couple shared some special moments prior to.

There, awaited Anoojan, on one knee ready to take a leap of faith and promise to spend the rest of his life with his soon to be fiancé. The proposal concluded with a sky full of fireworks, flowing champagne and one very bubbly girl.

The very talented EM Photography captured the couple's photographs throughout the entire wedding process and were accompanied by the artistic cinematographer himself Prasanna Jeyaseelan from Pyourvision. Maathury and Anoojan released an abundance of photos and videos leading up to the big day hash tagging #Maanu2017 as the date neared closer and closer. Maathury was dolled up by the magical KrishKreations for her Hindu ceremony and reception and was further enhanced with the help of none other than AK Make-up for her whimsical hairdo for the reception.







The couple took to the Scarborough Convention Center to host both events and were definitely not let down by the golden standard that comes with working with Varnan and his team. Subi from Luxury Events brought to life the couples modern theme and definitely made the guests leave with quite the impression! To top off this dynamic team, Maanu2017 was able to party until 3 AM with the hottest DJs in town – Untouchable Sound Crew who worked hand in hand with the boss lady herself – MC Sudz.

What really stood out with Maanu2017 was the Rajasthani royalty theme that ran its course throughout the Hindu wedding ceremony. With Anoojan entering with the heavy beats of the Tamil mirudangam and his groomsmen draped in white dhoti, it definitely helped set the tone for the rest of the night. Maathury entered with her own entourage turning heads in their Sabyasachi inspired attire in emerald green. This memorable night came to an end with the newly weds and their guests lighting the sky with Chinese lanterns. If lighting up the sky doesn't seem to be a common occurrence with this couple, I'm not sure what is! Here's to an even brighter future and a love that lasts a lifetime. #Maanu2017







Vendors

Make-Up & Hair Style:
Krish Kreations (Hindu Ceremony / Reception)
AKMakeup (Hair – Reception)

Bride's Sarees:
Aalayaa

Bride's Reception Outfit:
Mani Jassal

Groom's Reception Suit:
Empire Custom Suits

Groom's Wedding Suit:
Nucreations

Photographer:
EM Photography

Videographer:
Pyourvision

Florals:
Jasmine Florists

Venue:
Scarborough Convention Center

Music:
Untouchable Sound Crew (USC)

MC:
MC Sudz + Parth

Décor:
Luxry Event Decor







The Lotus Project.

wedding photography

647.367.8777 • www.thelotusproject.ca • info@thelotusproject.ca • @thelotusproj

Chef Murali

WEDDINGS
CORPORATE EVENTS
& PRIVATE EVENTS



www.thespicykitchen.ca

HOTLINE - 647 863 5119 | CELL - 647 833 4648 | EMAIL - THESPICYKITCHEN.SALES@GMAIL.COM



3Charms

GALLERIA



647-879.6909

3charmsgalleria

3charmsgalleria



MAKEUP by KAJITHA

info@makeupbykajitha.com

MakeupByKajitha

BEING A BRIDE AGAIN

I was born in Sri Lanka, but grew up in Germany. I was two months old when we took refuge and built a life in an unknown country. Even though I grew up in a western world and had German friends and dressed and behaved like them, my parents were very traditional and raised me quite orthodox. Their idea of a future son-in-law was that he had to be Tamil, from the same cast, and have a degree. My parents did not believe in having a boyfriend and I expected to have an arranged marriage, which I was completely fine with and had no objections. I may have looked like I was born and raised in the western world, but I was proud of my heritage, my culture, and its traditions. I embraced it, because that is what my parents had instilled in me.

We moved to the UK, and I remember the day I had finished my degree, came home with so much hope and aspiration, wanting to explore the world, and wanting to finally go on a holiday that my parents approved of, but no, they had started to look for a husband for me. They had arranged several introductions for me, and I was very blunt and honest that I was not ready to date anyone, least of all get married.

It took several years for my parents to ease up. They stopped nagging me once they were aware I was suffering from depression and had to be on medication. It was a really tough time for me; finding myself, career decisions, childhood trauma, and the pressure of marriage.
I did eventually find myself, started my own business as a hair and makeup artist, and had plenty of therapy to overcome any other issues I had not dealt with, but the one problem I could never seem to eradicate was the pressure of getting married.

I was 29 years old, (literally 100 light years for Tamil parents), and I couldn't handle the pressure anymore and decided to join an online matrimonial site. I got to know someone very quickly, we went on a couple of dates, and he proposed within 5 weeks. My mother danced and cried as if she had won the lottery. A proposal is supposed to be the most exciting day for the girl, but in my case, it was the most exciting









day for my mother. I was very unsure about it all at first, he had the whole package according to my family; looks, education, great income, and came from a good family. It was a sealed deal, before I could even think about how I really felt. About 10 months later, we were married and sadly 4 months later, we filed for divorce.

It was by far, the toughest time of my life! I was confused, I was lost, I felt so betrayed, let down, and so lonely. The worst feeling was the non-adequacy.

I thought my parents would never take me back. I thought they would never accept a divorcee. But to my surprise, they were so supportive and so understanding, and took me back with open arms. I had an army of supporters; my entire family, my friends, and my social media family. Everyone was so supportive and so loving and kind. I know that if I hadn't had that support system, I would have fallen back into depression, and I am happy that it never got that far.

But everyone did prepare me and told me that I will never be able to get married again, because no one wants a divorcee. Those words never hurt at the time. Because for me, being a divorcee was a million times better than being in a horrible marriage. I embraced it and accepted it.

Two years later, it started to break me a little. I work as a makeup artist in the wedding industry. I meet brides and attend weddings on a regular basis. The glow on these brides, the happiness I see in the grooms, just seeing people being married off, made me feel a little lonely. That small feeling

Two years later, it started to break me a little.

Divorce shouldn't be so taboo in our community anymore, and that we women deserve a second chance.

CONTRIBUTING WRITER
Vithya Visvendra
PHOTOGRAPHY
Photon Image
STYLIST
Misteek London
MODEL
Vithya Visvendra
MAKE-UP
Vithya Hair and Makeup
HAIRSTYLING
Aamir Naveed Hair and Team
Malia at Aamir Naveed
FASHION
Aalayaa
(Sarees and Designer Blouses)
Mischief Boutique (Lehengas)
JEWELRY
Mayil London
VENUE
Belt Craft Studio (UK)



in the back of my heart started growing, and it turned into pain. I am not saying that every woman has to be married and have a family life. We are not all made for that kind of life. I love my career and I love being independent, but I am also someone who loves being in love, who is a hopeless romantic at heart, and always dreamt of the big wedding and a happy marriage. I just didn't think it would ever happen for me again.

And just like that I meet the man of my dreams. And no, he did not approach me on a horse with an armour and a sword, even though it kind of felt like he was rescuing me, but he was just the right kind of person I needed in my life. He was a fan, as he likes to put it, and sent me a beautiful email. We became email pals, and that blossomed into love and 8 months later we got legally married in New York. Soon we will be getting married in a temple, and get married the way I had always dreamt of….in a Saree, with Jasmine flowers, and the entire traditional attire.

This time, I am more excited than my mother!





Anyway ladies, I found my happy ending, and if I can, so can you!!!



I have shared something very personal, something that I had never shared since my previous marriage. When asked to be the cover model for a Bridal magazine, I did hesitate a little, as I didn't feel adequate nor eligible. But then I had to pick myself up and say to myself that Divorce shouldn't be so taboo in our community anymore, and that we women deserve a second chance. Why do we have to be written off like a used car? Why do we get the blame for everything? Why are we not allowed to live outside of these stereotypes?

This article is to show that any woman out there, no matter what ethnicity or cultural background, can live the life that she wants, and nothing should stop her.

And to all the parents out there? Please listen to your children, advise them well, but don't let your girls suffer in an abusive marriage behind doors. There are many signs we can all pick up right from the beginning, and it is about putting the pride and the social pressure aside and genuinely wanting what is best for your child. Just being a good listener is sometimes the best quality to possess.

Anyway ladies, I found my happy ending, and if I can, so can you!!!

www.vithyahairandmakeup.com


ELEGANCE
ENRICHED
EleganceEnriched@gmail.com | 416-660-4193
@EleganceEnriched

Diamondly



"Finest quality Italian-make diamond jewelry"

"Competitive pricing"

"Jewelry graded by top Canadian diamond appraisers"

"Custom-made collection, we help you design your jewelry"

www.diamondly.ca

416.509.9508

MOONSTONE EVENTS

KAPILAN VISVALINGAM

EVENT PLANNER (CEO)



- WEDDING PLANNING
- VENUE MANAGEMENT
- CATERING
- EVENT CO-ORDINATION
- AND MUCH MORE

OVER 6 YEARS OF EXPERIENCE

416.809.6969
CALL

INFO@MOONSTONEEVENTS.CA
EMAIL

WWW.MOONSTONEEVENTS.CA
VISIT















THISO MAKEUP





Thiso Makeup and Hair | thiso_makeup | thisomakeup@gmail.com | 647-654-4733

INSPIRED BY BEAUTIFUL

thisomakeup.ca

FASHION TRENDS 2018...

By Stylist Rathika, **Misteek London**

So it's 2018 and the wedding invites have already been popping through the letterbox, and it goes without saying that you are thinking about outfits and looks for each event! Endless shopping trips, searching and trying to co-ordinate outfits with the best jewelry pieces, accessories, makeup, shoes and let's not forget the all important hair appointments! Not to mention the hours of trailing through social media and fashion websites to see who wore what! Where on earth do you start!

For guests, it can be a minefield of options since there is so much to consider in the lead up to the big events, but can you imagine how it must be for the brides?

To ease the pressure, here are a few of my fashion tips and tricks for 2018 brides and guests! Some may seem obvious, but you will be surprised how many of us actually over look the simplest of things while we strive to get everything perfect!

Colors

So do you have a color scheme in mind? If so, it doesn't mean your outfit is restricted to this exact color. Branch out! Make your life easier! There is no set rule, that if your wedding colors are blue, that you are to only wear blue! Try different shades. Try colours that compliment it instead! I see a lot of brides who miss out on outfits they have fallen in love with, purely because it's not in the color scheme!





“You may end up looking like bad Christmas tree”

CONTRIBUTING WRITER
Stylist Rathika, Misteek London
SAREES
Pothys Official
PHOTOGRAPHER
Soozana Pvan
HAIR AND MAKEUP
Vithya Hair and Makeup
JEWELLERY
Mayil London
STYLIST
Misteek London
ASSISTED BY
Pooja Vatas

Bespoke Vs. Boutique

If you are a bride who is anxious about how her outfit will look, and wants a clear picture of it in her mind before selecting jewellery/accessories, then I would highly recommend selecting pieces that are easily available. Buying outfits which only need minimal tailoring or extra embellishments, will give you the chance to try it on and feel confident of no surprises, in the lead up to your big day! You will be able to pick accessories quickly and I think, sleep better knowing you have seen the end product.

On the other hand, if you are a bride that wants a specific design and is keen on having something designed, then bespoke pieces are for you. Please ensure you go by recommendations, find experienced designers, who are able to show you real life samples and designs that maybe similar to what you want. Go with designers who are reliable and realistic, helpful and certainly not pushy. Look for quality of the service as well as their work. Brides often meet a designer and have beautiful images drawn up, but come back months later to an outfit that does not flow or sit the way it does in a picture, with embellishments/embroidery that are not to their taste, all of which can be very upsetting. It happened to me!

Old is gold.

For something a little more classic and special, why not consider mixing pieces of your mother’s or heirloom jewelry with newer traditional designs? If you are going for a traditional look it will add a nice personal touch!

“You may end up looking like bad Christmas tree “
- Sabyasachi

It’s very tempting to follow trends, especially when statement jewellery and Padmavati inspired looks are in. However, it needs to be done tastefully. You don’t need to wear every piece of jewellery that comes in a set all together. You may want that statement lehengha and that statement jewellery set, but trying to get the best of everything may end up in a fashion disaster.

Personally, I like to work backwards i.e. from selection of the saree or lehengha for instance, if you have a very heavy outfit you may want to try more linear pieces. Whereas, if you are going for a monochrome outfit you can afford to be more experimental with jewellery, so that it stands out. If you decide to use heirloom jewelry, you may want to opt for a simpler outfit.

I am a big fan of playing dress up! I will very rarely pick jewellery without an outfit in my hand. It will ensure you are not left unsure of jewellery you have selected and give you peace of mind…Brides may find it useful to pick earrings to suit their hairstyles as well! And last but not least, please be prepared with a nice backup option just in case of any unfortunate incidents with jewelry on the day of! Back up earrings at the very least are a must!

Keeping it real!

There will always be trends, but wearing something that is an extension of your personality will compliment you better. It will give you a real sense of confidence. Show your personality in all aspects of your wedding. Not only does it set a real trend and inspire others, but you are also setting the tone for the times ahead. Your confidence will be reflected in your mood, your photos and your video, which is what you will be looking back at, for years to come. You don’t want to be a copycat bride or a wholesale bride to put it bluntly (oops... did I just say that)…you’ll thank me later! Honest!

Top Tip!!

Weddings are expensive and stressful, but they are the most important days of your life. Nobody wants an unhappy bride! So if you are feeling distracted by all the wedding chaos, unsure and confused, then hire a good stylist!

“Every Bride is a story, I write each one different, each one new!”



PHOTOGRAPHER
Ashok Amir
STYLIST
Misteek London
WEDDING PLANNER
MK Weddings
EVENT DECOR
Chellamz Events
MAKE-UP & HAIRSTYLE
Blush Beauty MUAH
Priya Makeup Artistry
Marie Janika
Beauty byArathi
SAREE
Pothys Official
ASIAN JEWELLERY
AKN Jewellery
HAIR ACCESSORIES
Modish

Bridal predictions for south Asian brides in 2018!

There are plenty of trends and fashion icons but in my eyes, fashion has no right or wrong. We don’t have to follow…..but we can be inspired!

I’m going to go through a few of my hand picked favourites that I feel the South Asian brides and guests will be inspired by in 2018! These are also looks that I would love to see more of, within the South Asian communities!

1. Monochromatic brides! I feel the bride stands out far better against all the distractions and contrasting colours of the day. Shades of gold on gold are a secret favourite.

2. Velvet dreams! Although velvet is a heavier fabric and often used during winter weddings, there is a richness and luxury feel associated with it. Whether it’s a velvet lehengha, saree or a simple velvet pair of heels! You will love it! Recently worn by Anushka Sharma at her wedding reception, this look was absolutely regal!

3. Pastels and neon love! I don’t know about you, but I am ready to move away from the traditional reds and pinks we see so much of, in south Asian weddings. If you want to break out of this and don’t want to use dark colours, pastel and neon shades will look stunning during the spring and summer seasons! I cannot wait to see more of this!

4. Unleash the superhero within you! Capes are still going strong! Cape tops with lehenghas; capes over sarees…. we love them! Suitable for any shape and super flattering! Go get one!

5. Although lehenghas are not the traditional south Asian bridal attire, there is a lot of influence coming over from the designers in the northern parts of India. I wonder if any south Asian brides would break a trend and wear perhaps a lehengha to one of their Hindu wedding events!



1. Dare to go bare? We have seen a rise in celebrities wearing very heavy detailed outfits and jewellery, with minimal, fresh -makeup looks! And I love this! It's super chic and gives your outfit and jewelry a chance to speak for themselves.

2. Floral prints and simple motifs are here to stay! Flower power all the way! Great for the bohemian inspired bridal looks and the summer brides.

3. Chokers! Yes back with a bang! Diamonds, polki, kundun and pearls! These gorgeous statement chokers are my favourite look and what I love is that they are so versatile! They can be worn alone or layered with other intricate necklaces to add to the effect. Wearing them with simple outfits or heavy outfits with simple hair and makeup can transform your look!

4. If in doubt wear silk! My absolute favourite will always be the elegance of the traditional kanchipuram saree. Another super versatile outfit. Dress it up, dress it down, keep it traditional or keep it modern …more and more brides will be opting for sarees again at their receptions and other wedding events.

Be my guest

To the guests! Get ready to dig out those heavy sarees, with meticulously worked borders, just when you thought it was time to throw them out! Paired with simple statement chokers or earrings alone and soft natural hair and makeup… you will look divine!

And, as if the options weren't enough, sarees with embroidered jackets, sarees with belts, and sarees with capes …are just more reasons to stay close to our traditional outfits.

Elegant floor length gowns, floor length jackets with lehenghas, or over a crop top and flare trousers look gorgeous in the summer, especially in light fabrics (Definitely one I will be trying out)!

Whether you are a bride reading this or simply a guest wanting more out of your looks, I hope you take the understanding that " Fashion is a trend, but real style comes from within " Oscar de la Renta!

I will also leave you beautiful brides with these words …

"Every Bride is a story, I write each one different, each one new!"
Sabyasachi

Good luck!

PhotonImage.com
facebook.com/PhotonImageProductions/
instagram.com/photon_image_






CLOUD 9 PHOTOGRAPHY
416.268.0155
info@cloud9fotos.com

Hair and Makeup by

Tharsh

BEAUTY REDEFINED



info@hairandmakeupbytharsh.com

@hairandmakeupbytharsh





IP GOLD HOUSE

22 KT GOLD JEWELLERY

Today, IP GOLDHOUSE is one of Markham's most renowned brands in 22 karat gold jewelry segment. Behind every successful business, there is a set of principles that act as the foundation. We believe that the hard work, dedication and compassion are the roadmap for a successful business. These values helped us to gain customers' trust and attain a huge success for last Twenty five years.

We provide exquisite designs and ensure our jewelry always meet our customer's tastes and exceptions. We offer a full range of 22-karat Gold jewelry , Uncut Diamond with Antique Designs, Precious Stones Jewelry, Temple jewelry, Thali and wedding Bands in white gold, rose gold and platinum.

IP Goldhouse has built it's reputation on its style, quality, service and wholesale price to our customers.

40 New Delhi Drive, Unit 56
Markham, ON L3S 0B5
905.544.5890



The first ever Tamil Hindu Wedding Planner, Thaali, was published with the sole purpose of making future brides' lives easier and to make a difference for brides in one of the most stressful and important times of their life. The Thaali, is a wedding planner that has everything a bride needs, tips on what is important to you as a bride and what brides need help with. The name Thaali, was perfect since the climax of Hindu wedding rituals is the very moment you get the Thaali tied around your neck, and hence this is the most befitting name for the Ultimate Tamil Hindu Wedding Planner.

info@thaali.net thaaliplanner

suganee bridal

suganeegta



Sugnanee Bridal
Makeup Artists

647.244.5476

suganee@hotmail.com

Rinky Luxe events



We personalize your events, cater to your style and aesthetic and we pride ourselves on creating memorable experiences.
You envision it and we will bring it to life.
Our Event services include: galas, formals, conferences, parties, etc.

Our Wedding Services include:

Full Wedding Coordination ▪ Month of Coordination ▪ Wedding Consultation

You Choose the Moment *We Create the Memories*

Book Your Event Today:
Rinky Luxe Events
Website: www.rinkyluxe.ca
Email: rinkyluxe@gmail.com

Follow us: @rinkyluxe

NINAIVUKAL
MOMENTS OF EVENTS

Capture your memorable moments



416.457.7310 ninaivukal.com facebook.com/ninaivukal



CASIPILLAI DESIGNER COLLECTION

| Pure Kanchipuram Silk | Hand Woven | Customise & Bespoke Bridal Service | Designer Blouse |

We accept international orders

+447931615302 | +447438814274 | +44 208 427 2303

casipillaidesignercollection Casipillai Designer Collection

SMILES PHOTOGRAPHY

Capturing the Happiest Moments



613-612-4878

WWW.SMILESPHOTOGRAPHY.CA

SMILESPHOTO • SMILESPHOTO@LIVE.COM


MN

Naviya and Mithun

Mithun and I met through our mutual friend and the moment we met, we knew we were made for each other. The way he made my family and friends a priority, his constant calls and messages and his love for me, made me realize that he is my soulmate.







When Mithun proposed to me, it was the most magical day of my life. I thought we were just going out for our anniversary dinner and he wanted to stop by the Toronto skyline (which was where our first date took place). Obviously I said sure and even wanted to take a few pictures there. Little did I know that he had organized an elaborate surprise with 65 of our friends and family, all waiting there behind a heart made out of rose petals and candles with our song playing in the background.







It was nothing less of magical! The lanterns, him getting down on one knee and our family and friends cheering us.

Our wedding at Chandni Grand was just as amazing. We had 500 guests and everyone wanted to stand up and be by the stage just enjoying the moment with Mithun and I. I was so excited to see him at the altar as we had gone two weeks without speaking or texting each other. Each day felt like torture not being able to hear his voice or see his smile but it was our decision just to make that moment we see each other at our wedding that much more special.







That instance I saw him was the most incredible moment of my life.

It took everything in me not to run to that stage and give him the biggest hug. My soulmate was standing there, in his matching outfit and I wanted to marry him for what felt like a million years!!

I'd like to take a moment to talk about my manavarai saree. That blue saree was jaw dropping and I owe it all to the owner of Aalayaa, who helped me convince my mom and mother-in-law that the saree will be amazing on me. Thank you so much for letting me not give in for the colours they wanted and to not let me walk out of there settling.

Our reception at Markham convention centre was a party. Inspired event decor did an amazing job on the decor. Our MC Pak couldn't even handle how crazy we all were. The dances, speeches and just the ambiance was surreal. Dj Harish said he had a blast playing his music because no one wanted to sit down and just enjoyed every second.

I had a remarkable experience and my husband and I really couldn't be more grateful as we are. I'm super happy with the pictures that captured our events perfectly but of course that was expected when we hired EM Photography.





Vendors

Wedding Venue:
Chandni Grand Banquet Hall

Wedding Planner:
Stars Event Décor

Wedding Catering:
Raja Ram

Reception Venue:
Markham Convention Centre

Reception Planner & Catering:
Vimika Banquet & Catering

Wedding Sarees:
Aalayaa

Brides Reception Outfit:
Dinesh Ramsay

Bridal and Reception Hair & Make-up:
AK Makeup

Bridal Jewellery:
Mayas Boutique

Grooms Wedding Outfit:
KJ Designer Wedding

Grooms Reception Outfit:
Custom Made by Dirty Sox

Reception Décor:
Inspired Event Décor

Photography:
EM Photography

DJ:
DJ Harish

MC:
PakDeMc

வண்ணத்தமிழ்
VANNATHAMIL

www.vannathamil.com

#YouthfullyNew
#RefreshinglyUnique
#BoldNewRadio

/vannathamil

ON AIR: 416-887-4141

480 Tapscott Rd, Unit 01, Scarborough ON M1B 1W3
416-335-7575


MAYA
BEAUTY
Bridal & Glamour Styling
Services include Bridal Makeup,
Hairstyling, Hair Styling, Beauty Eye Lash
and Saree Draping
Anu
(647) 833-7198
mayabeauty.byanu@hotmail.com
https://www.facebook.com/mayabeauty.byan



Jewellery Trends & Tips for 2018

By **Mayil London**

Keepin' it Regal

With the likes of Sabyasachi and Bollywood/Tollywood hits Baahubali and Padmavathi influencing fashion trend, brides are turning to jewellery options that are majestic and regal. Bold shapes, heavy chokers and three way headpiece or Mathappati are certainly trending at the moment – perfect to bring out the queen in you for the big day.

The Layered Effect

For all the minimalist brides out there, layering is a great way of achieving the regal look whilst keeping it elegant. Consistency amongst the pieces used is key to creating a harmonious look. Use a maximum of one or two colours when layering, perhaps in contrast to your outfit. Layering also works best with uncluttered necklines with minimal embroidery or one that compliments the jewellery. It is also a great way to make use of individual items from your wedding jewellery at a future date (who doesn't like to make their money go further eh?).







Matt is the new gold

Gone are the days when yellow shiny gold was the preferred option of brides. The matt gold trend which was introduced in 2016 continues to dominate the traditional temple jewellery scene. Studded with semi-precious stones with intricately detailed motifs of peacock and goddess Lakshmi, this style of jewellery is great for those who want a distinctly traditional Tamil bridal look.

The Manavarai Look

Whilst brides continue to keep it traditional for the Koorai with gold coloured jewellery, the Manavarai look is all about showcasing their individuality and style. After all, this is where the bridal portraits get made. Cubic Zirconia/American Diamond jewellery with pearls and stones are the perfect way to create a stand-out look. The available options in this style of jewellery also mean you can be as contemporary or traditional as you like.

CONTRIBUTING WRITER
Mayil London
JEWELLERY
Mayil London
MAKE-UP
Gini Bhogal
HAIRSTYLIST
Mukhtar Rehman
STYLIST
Vikas Rattu
PHOTOGRAPHY
GND Photos



Bring on the Glitz

Glitz and glam are definitely the highlight of an evening reception where the party really gets started! When we introduced our contemporary range in 2017, it was a huge hit amongst our clients. Inspired by diamond jewellery designs and made with beautifully cut Swarovski elements, this style of jewellery creates the perfect dazzle and allure. It is also versatile enough to be paired with an evening gown or Lehenga – which is certainly a welcome change from the champagne coloured stone/Kundan jewellery that has dominated the reception jewellery scene in the recent past.

Henna night antics

For a night of casual fun and frolics with the family - keep it fresh, effortless and feminine with just a pair of long earrings that frame your face beautifully.

Best to save those Jhumkas for the traditional wedding day! This is where Mughal inspired Kundan jewellery comes to life as they complement brightly coloured mehndi outfits rather well. Finally, don't forget the bangles to make sure your mehndi shots are on point!





EXQUISITE INDIAN JEWELLERY

VIEWING BY APPOINTMENT ONLY

WWW.MAYILLONDON.COM

INFO@MAYILLONDON.COM

@MayilLondon

Find more jewellery by Mayil London online at www.khushmag.com

LUMINOUS ILLUSTRATIONS

PHOTOGRAPHY



luminousillustrations

647.295.0522



Tie The Thali - a South Asian Wedding Blog. You have probably seen us on Instagram posting wedding inspirations, highlights from real weddings, and interviews with your favourite wedding vendors. But who are we, and why do we do this? We are two sisters from Canada who came up with the idea of creating a space for all things South Asian Weddings! This idea was born when we (like most females do), started saving inspirations for our future weddings. We thought to ourselves, "Wouldn't it be great if there was a page that we could turn to for all your wedding needs?" and voila, Tie The Thali was born!

When we first started the Instagram page, we made it just to share our favourite finds. This was just personal to the two of us - and was pretty biased. As we started to share wedding related details on the page, we both sort of looked at each other and went, why not start a blog and change the name to something suitable. We were always interested in blogging, but weren't too sure on what to do. This seemed like the perfect opportunity to start our little hobby. One thing we really wanted to do was emphasize and focus on the Tamil community. While we are not exclusive to the Tamil community, we do put an emphasis on Tamil weddings because we realized that while there are many wedding blogs out there, not a lot are relatable to the elaborate Tamil communities we have in the world today. We recall when we first changed our name and opened our website, we weren't really sure on how to execute and engage our audience. It took us a while to get things going on the website - especially since we weren't sure of what sort of structure we wanted to go with. The only thing we knew was, that there was a lack of an online platform for Tamil Weddings and we had to decide how we were going to change that.

"Wouldn't it be great if there was a page that we could turn to for all your wedding needs?" and voila, Tie The Thali was born!



CONTRIBUTIING WRITER

Tie The Thali

PHOTOGRAPHY

Black Magic Creations



We realized that we wanted to make our Instagram and Website a fun place for readers to come across and engage. We decided to start the trend of the daily weekday hashtag on our Instagram (#MakeupMonday, #TempleTuesday, #WardrobeWednesday, #ThirumanamThursday, #FloralFriday), and tried to maintain a blog post once a week. This kept it fun because we started to get to know some amazing businesses and owners, which led to us featuring and sharing people from all around the world. It wasn't just something we personally found interesting anymore, but rather something the average reader enjoyed. This helped us branch out our posts that had, up until this point, been focusing on the Tamil communities in the Western world. It wasn't just one person, one vendor, and one country - instead we incorporated amazing talents from around the world.

It wasn't just something we personally found interesting anymore, but rather something the average reader enjoyed.



Like with all ventures, there is a tricky side when doing something like this. We maintain Tie The Thali daily along with our full time jobs, and the amount of work it takes to run a blog and inspiration page, was not something we were prepared for. Apart from having to curate and schedule posts for the Instagram and Website, we also have to deal with numerous correspondences. We have people contacting us for suggestions, those who seek advice, and those who have general feedback. This is something we really enjoy engaging in because all of these correspondences have been learning opportunities for us. We even had a bride approach us with the question of what type of Thali to wear in her mixed Hindu/Catholic ceremony and we were able to put out an anonymous post seeking advice from our readers/followers. In one way or another, we are able to help you or direct you to appropriate contacts, thanks to our network at Tie The Thali.

We learned to collaborate with those all around the world who are part of the wedding industry in any way possible, whether it be couples, saree vendors, jewellery vendors, photographers - you name it - we have a platform for it all. There are so many creative weddings that people of our communities pull off across the world. How can this not be shared? With couples, we like to share wedding/engagement shoot/ engagement party/reception, etc. We find that couples who have gone through an event always have the best advice in terms of what to look out for when planning your own event. Believe it or not - we actually learn a lot through what our couples tell us because we get to relive their wedding days through them. We've featured many couples and their stories from around the world such as India, Malaysia, Singapore, United Kingdom, Canada and so much more. We can't wait to show you many more features we have ready to be published.

Believe it or not - we actually learn a lot through what our couples tell us because we get to relive their wedding days through them.



One thing we like to focus on and enforce, is the inclusion of the different types of South Asian, specifically Tamil weddings from around the world, regardless of religion, language, or sexual orientation. We want to make this blog and Instagram, relatable to anyone and everyone. We truly enjoy being the team that own and run Tie The Thali, and are grateful for the opportunities that have arisen from it - whether it be meeting someone, collaborating, or learning more about a certain industry.

In the wedding industry, it's important to understand that trends, expectations, and needs are always changing. What you see in one wedding, may not be what you end up experiencing at a different wedding.







It is also important to understand the power of networking and the need to help one another in this business. Helping talented people whether big or small is an important mindset to have. We all started somewhere. This is what keeps the wedding scene in our Tamil culture a fun and beautiful experience. These values are what we encompass here at Tie The Thali, with every post, collaboration, promotion, or giveaway that we do.

If you are interested in having your wedding, business, or creative shoot featured with us - please contact us at tiethethali@gmail.com

Thank you to the wonderful team behind the Samyukta Wedding Show, for allowing us to be part of this big day. We wish the team success for the 2018 show, and for many more events to come.

We would also like to thank our friends at Black Magic Creations (London, United Kingdom) for providing stunning images to accompany our feature in this magazine.

Stay tuned for more things coming your way from Tie The Thali!







enVogue

416-890-4080 www.enVogueimages.com

Cinematic Photograhy & Design



Bouquets Boutonnieres Garlands Jasmine Strings Flower Arrangements Table Centerpieces

ELEGANT. CUSTOM. YOURS

From a single bouquet to a complete event of your dreams.
We will always create truly beautiful wedding flowers,
no matter what your budget allows.

311- 9471 Yonge Street,
Richmond Hill ON L4C 0Z5
416 888-1554 647 248 8542

Belle.Blossoms BelleBlossomsInc Belle.Blossoms belleblossoms.ca Flowers@BelleBlossoms.ca

THE RED DRESS

I wanted a catchy title for this article, but is there anything more catchy than red itself?

The red dress is trans-seasonal, never out of fashion and most of all, a classic. There is no denial of the sophistication and beauty that it brings out when you wear it. Yet, one of the most important questions in the South Asian community is whether it will fit all skin colors or not. Let me tell you, a red dress suits all skin tones and once you find the right silhouette for your body, it will boost your confidence.

As soon as you have chosen the right dress, it's about choosing the perfect location. There is no right or wrong in choosing a shooting location. Pick what suits you as a couple. Whether you choose your shoot to be out in the woods or in Downtown Toronto – the red dress will make you look outstanding. However, each location will tell a different story. When you choose an architectural scene, the red dress will give a romantic and elegant look. On the other hand, if you prefer to do a shoot in the woods, your dress will glide smooth and mysterious, just like in a fairy tale. Or you might want to choose an icy background like Banff. In that case, don't forget to play the song "Pudhu Vellai Mazhai" to have your very own Mani Ratnam movie moment.

Dress? Check. Location? Set. What's next? Yes, the perfect pose. Here comes the flying red dress picture. We've seen many of these. They are a classic and yet, for some, they seem too much of a cliché. Nevertheless, don't forget that all these pictures won't be in your particular wedding album and therefore the red flying dress will forever be an eye-catching spectacle. Still not feeling it? Don't worry, the red color is bold and fierce and you can make it look breathtaking by just placing the long trail neatly.

I wanted a catchy title for this article, but is there anything more catchy than red itself?







From choosing the right dress to throwing your train in the sky – the ecBoutique team will guide you through the process. We offer on-site services where either one of our designers or stylists will be with you during your shoot to assist in making sure you and your gown look on fleek. This way, the photographers and videographers can focus on their skill. And you? You can enjoy the moment and rock your red dress.

CONTRIBUTING WRITER
Keerthana K, ecBoutique by Sinthu Krish

DESIGNER
Sinthu Krish

PHOTOGRAPHY
Golden Memories Photography

MAKE-UP & HAIRSTYLE
Touch of Andy

DÉCOR
Crystal Event Décor

FLORAL DESIGN
Jasmine Florists

OUTFIT
ecBoutique



SECURITY | AUDIO - VISUAL | EVENT SERVICES

MEDICAL SERVICES | TACTICAL SUPPLIES | GUEST SERVICES

CONSULTING | PLANNING | EXECUTION

SECURITY

seven diamond AUDIO·VISUAL

TACTICAL SUPPLIES

437 987 7337

7DIAMONDEVENTS@GMAIL.COM

WWW.7DIAMONDEVENTSERVICES.COM

Pattushastra



"At Pattushastra, we curate only the purest of handloomed silk sarees from the weavers of Kanjivaram. Compliment your sarees with our exclusive designer blouses for the authentic appeal."

pattushastra

pattushastra





Jasmine Flowers

Fragrance of Asia

Indian, Western, Wholesale & Flower Decor

FLORAL DESIGN FOR ALL YOUR EVENTS



Jasmine Flowers

Fragrance of Asia

Indian, Western, Wholesale & Flower Decor

FLORAL DESIGN FOR ALL YOUR EVENTS





Loukiya means worldly wise and goddess and as a team we really wanted to bring that meaning to life by getting a fresh green theme with luxurious sarees to showcase the fine colours. The meaning itself suits all women in all cultures and we are happy to display the trend for the coming spring season.

www.loukiya.com
contact@loukiya.com

loukiyaa
loukiya
+447845845579

PHOTOGRAPHY

Velvet Dreams Photography

MAKE-UP & HAIRSTYLE

Beauty By Anuja









LUXEMEDIA DESIGNS

WE LOVE TO CAPTIVATE THE VISIONS AND IDEAS OF OUR CLIENTS AND BRING THEM TO A DIGITAL LANDSCAPE FOR ALL TO ENJOY.

SERVICES

- CUSTOM STATIONARY
- WEDDING LOGO
- SNAPCHAT GEOFILTER
- CLOTHING DESIGN
- CUSTOM BOTTLE LABEL

INFO@LUXEMEDIADESIGNS.COM
(647) 924-2961 LUXEMEDIADESIGNS
WWW.LUXEMEDIADESIGNS.COM



sylvesterstudios404@gmail.com
416.300.1121

SAREE
Aalayaa
JEWELRY
Aalayaa
MODEL
Apeenaiyah
MAKEUP/ HAIR/ DRAPING
Thiso Makeup
PHOTOGRAPHY
Sylvester Studios



sylvesterstudios404@gmail.com
416.300.1121

HAIR MAKEUP LASHES
Sharmili
MODEL
Swetha Flowers
Jasmine Florists
JEWELLERY
Desiglam Boutique
OUTFIT
Fashion and Fancy
PHOTOGRAPHY
Sylvester Studios

MAKE UP
Thisso makeup
MODEL
Apeenaiyah
GOWN
Sharleez Bridal
HAIR
The Extension Bar
FLOWERS
Jasmine Flowers
PHOTOGRAPHY
Sylvester Studios



Cinthu and Robin





I met Robin in engineering school. It wasn't a time I was looking for anyone; in fact, I was the type of person determined to wait until school was over to be in a relationship. But as destiny would have it, God had other plans!

It so happened that in class, I always sat closest to the door, in the front row and Robin would come in late everyday with his black backpack slung over one shoulder and sat in my row all the way in the back. After some time I began to think he would come in late on purpose just to irritate the professor and for a while I would get annoyed as well since the door would suddenly crash open mid-class. Over time that irritation

began to fade and I realized we had the same circle of friends. After that class we went our separate ways, and didn't reconnect until May of 2012 when my friend tagged him in a graduation picture. I messaged him on Facebook congratulating him on graduating and agreed on meeting for our first date. That weekend was one that would change my life forever (Memorial Day 2012), and as they say, the rest is history.

A strange but pleasant coincidence was, when we chose the date for our Hindu wedding, I hadn't realized it would be the five year anniversary of our first date. We got married May 28th 2017, exactly five years after our first date. Thinking back I would not have changed a thing, and it's funny how everything works out. We had two ceremonies, a Hindu ceremony in Toronto, Canada and a Christian Ceremony in New York followed by a reception.

























Vendors

Photography:
Divinemethod

Cinematography:
Trails of Memories

Décor:
Beyond the Limits

Makeup/Hair:
AK Makeup

Koorai Saree:
Pothys

Manavarai Saree:
The Chennai Silks

Can-Can Skirt:
Your Sarista

Custom Suit (Groom):
Manyavar

Florals:
Jasmine Florist

Thaali:
JoyAlukkas

Planning:
Koral Lane Events

Location:
BAPS Shri Swaminarayan Mandir Toronto

New York:

Photography:
Divinemethod

Cinematography:
P-Your Vision

Décor:
Exclusive Events NY

Makeup/Hair:
Beauty by Tamanna

Manthrakodi:
The Chennai Silks

Lehenga:
Mohey by Manyavar

Custom Suit (Groom):
Manyavar

Florals:
Mayuris Floral Design

Location:
Cathedral Basilica of the sacred Heart

Reception:
The Tides Estate




lpblatha
416 319 4118
purebeautybylatha
www.lathaspurebeauty.com





PERFECT SETTING

LUXURY EVENT DECOR

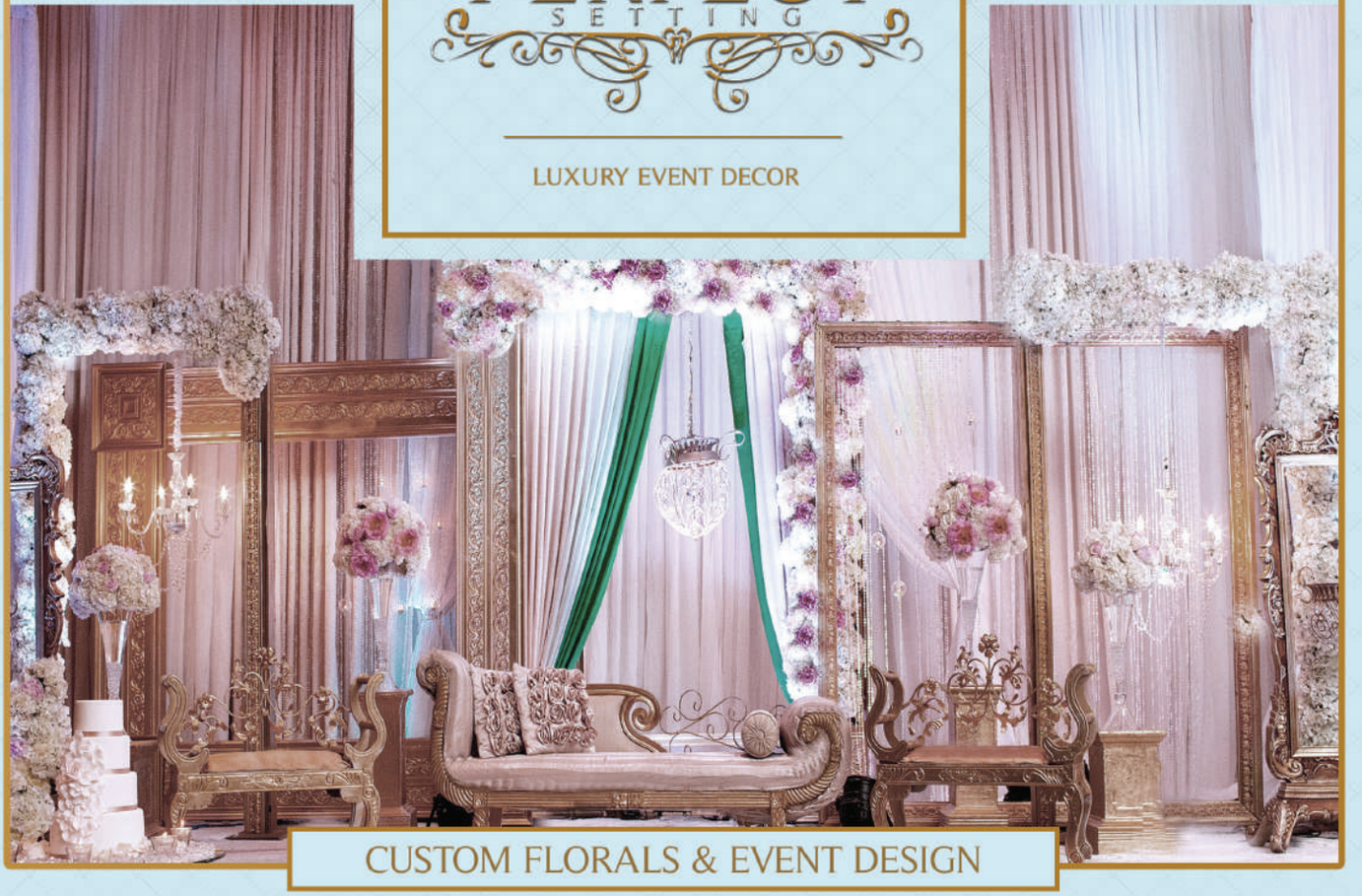

CUSTOM FLORALS & EVENT DESIGN

THEPERFECTSETTING.CA | @THEPERFECTSETTINGINC @THEPERFECTSETTINGINC
EMAIL: INFO@THEPERFECTSETTING.CA | OFFICE: 416.609.9090 | CELL: 416.884.4802

CONTRIBUTING WRITER
Shankar Balachandran
PHOTOGRAPHY
Impressions by Annuj
bli.NC

Current Catering Trends for South Asian Weddings GTA and beyond

by **Shankar Balachandran**

Coming up with soul food menu for your wedding is an equally important task as planning the entire wedding itself. After all, food is one of the most essential elements and guests should leave with a full stomach and hearty wishes for the couple. Yet, the wedding catering trends seem to diversify and evolve with time as creative and innovative ideas emerge. Couples and their respective family members are becoming more involved in planning the menu and adding personal touches to their weddings. Here are some of the emerging catering trends for 2018 for South Asian Weddings:







Healthy Eating

In the past, the wedding celebrations and festivities usually never kept track of the calories. More so, appetizers were accustomed to being deep fried with high-carb contents in the past. Furthermore, in the years past, clients would have salad added onto the menu and have it replaced. However, the wedding couples have become increasingly conscious about having healthier choices on their menu, over the last year. They are opting for elegantly baked or steamed appetizers, such as meat and cheese stuffed baked goods, and veggie wrapped rolls. Salads have also become mandatory and are a part of the main menu. This holds true for both traditional weddings and receptions, with a variety of green 'varais' and mixed greens, respectively.

Drink it up

One of the most popular trends is having signature alcoholic and non-alcoholic drinks that mend with the couple's theme. Most events now have live drink stations with a variety of alcoholic drinks to select from. As for the non-alcoholic beverages, in addition to the fruit punches, soft drinks and standard juices, couple are opting to bring international flavored drinks. Some of the newer trends include live smoothie stations considering the healthy life-style choices, live chai stations, and yogurt based (variety of lassi) drink stations.

Eye-striking plating

It's a visual presentation of the food that captures the eye and make people crave for more. Due to the trending demands for healthful options, some couples are gearing towards French Style (Sit-down or plated food) serving methods as a way to control portion sizes and to provide higher quality meals. Instead of serving the traditional steak and mash potato platters, there is more interest in fusion of Indian- Sri Lankan food, for example by incorporating curry based lamp chop with naan or chicken stuffed with paneer in makhani sauce with naan. This not only takes care of the guests' dietary restrictions, if any, but also allows the guests to enjoy a familiar yet deliciously unconventional dish.



Dietary Restrictions

In the trendy world of diets, many are making lifestyle choices about following the concepts of vegetarianism, veganism, gluten-free, nut-free, Jain vegetarianism etc. With these emerging dietary restrictions amongst guests in the current era, there is an upward trend towards having Gardein (meat-free) options served at events. There is a wide variety of options that can be made into the couple's most preferred flavours and taste buds and infuse them into their wedding menu.

Live Stations

Live food stations serve as a means to create a personal touch to an event and allow the guests numerous options. These lives stations are an innovative way of bringing high profile elegance to the event, wherein each guest will be able to customize their meal to their own needs. Pasta Stations and Kothu stations have been the norm over the past few years and have indeed been a hit, however, in 2018, the trend is to integrate various international cuisines. Live Mexican Quesadilla and Taco Stations, Nacho Stations, Pierogi Station, Live Oyster Stations, Sushi bars, to name a few newer emerging ideas. New and innovative stations can always be done as per the clients' wishes.

Creating Culinary Boutique

It isn't all about having just the food warmers and chafing dishes laid out on the table. A touch of class and elegance can be brought to any food display by adorning with fresh flowers, candles, rustic or modern decorative accents to enhance the surrounding to fit in with the theme. Couples are interested in fine tuning the details with 'food decor' as the boutique aspect enhances the aromatic flavors of the cuisines. One of the main things is to have creative food labels including spice levels and ingredients, to help guide guests select their choice of food and also educating them on the content of the food. A resurfacing trend is to have a menu card on the table listing out the spice levels with brief descriptions on each item on the menu.

Modernizing Desserts

Modern eggless (vegan) based desserts are expected to trend in various religious weddings in 2018 as people gear away from the typical payasam, kesari, gulab jamun, etc. Couples are keen on serving new flavors and textures. Malai paneer pudding, eggless cheesecakes, unconventional mousse desserts are some options, and to those wishing to serve traditional desserts, adding tropical fruits to likes of payasam may come across refreshing. One of the latest emerging trends is having an exotic fruit station with jack fruits, mango, and pineapple.

Meals on Wheels

A new phenomenon that is starting to hit GTA and has been a hit around the Globe, is having a late night food truck at the venue. Serving freshly made fast-food items late night may quench the soul-food craving post wedding celebrations especially at receptions. Some options include live pizza, hamburgers, kebabs, tandoori items, poutine, burger sliders, etc.

Southern Aroma: Gourmet Connoisseurs

Celebrating the purity of fresh Indian spices in innovative, yet delicious new ways, Southern Aroma strives to artfully combine the familiar taste of authentic Southern Indian cuisine with a touch of contemporary fusion to create dishes of rare distinction. Although we specialize in the vibrant cuisines of South India and Sri Lanka, we continue to test our creativity by creating unique flavour profiles.
At Southern Aroma, we love executing new ideas at every one of our catering events and give the ideal (traditional or contemporary) twist to help create remarkable memories and an amazing experience for all! Every wedding menu is customized to suit the couple's vision, budget and preferences following meetings and food samplings with the clients. The trends of 2018 listed above are some of the things we have already started incorporating into our clients' weddings. We, at Southern Aroma, think outside the box to create a menu that diversifies the couple and the guests to ensure all wants and demands are met, with various flavors and textures of exceptional quality.












BOLLYWOOD
Mandap & Decor
let us create your dream event
(416)737-2001 | 1.888.MANDAPS(626.3277) | WWW.BOLLYWOODMANDAPS.COM | INFO@BOLLYWOODMANDAPS.COM



INCARNATION

THE MOST WANTED
WEDDING RECEPTION DJ

647.863.0790

WWW.DJINCARNATION.COM



11 Tips to choosing your wedding cake....

The moment wedding planning begins, a wedding cake is either the least of your worries or on the top of the "to-do list". That's where the big question always comes into play "where do we begin"? Here are our tips on helping your vision come alive….

1.

Set your style, then your cake!

Do your homework, take notes and research away. Having a cake that is harmonious with your wedding outfit, venue, floral arrangement or even the season is key. The style of your cake should be chosen after these elements have been decided; whether it be a modern or traditional setting. Going into your consultation, prepared with these factors in mind can help draw inspiration and put together a concise sketch of your cake.

2.

Use your Social Media Skills

One of the greatest tools to utilize when selecting the styles, and trends for your wedding cake is your phone. More specifically the social media applications it holds. Pinterest and Instagram have changed the game for wedding planning, as most trends are now found through these media platforms. Bring your Instagram and Pinterest cake inspirations to the consultation, it will help the cake artist draw a better understanding of what you want.

3.

Budget for the details!

When it comes down to the design of the cake you will get easily swayed by the details and flavours until the prices hit you in the face. Having a handle on how much you want to spend is ideal, and in return your cake artist can provide you a doable design within your budget. On the other hand, it is important to stay open minded and flexible, as most cake artists quote wedding cakes based on guest count (per slice, which can range between $1.50-$15), design, icing (fondant vs. buttercream), and decorative items. Always remember the more intricate the cake, higher the price tag!

4.

Taste the cake, and choose what you want!

Making appointments to taste cake flavours is a great opportunity to meet your cake artist and obtain knowledge about the quality of their products. Whether you choose one or three tiers of cake, it is important to consider the flavours you, as a couple, want. At the end of the day, it is your wedding cake after all.



CONTRIBUTING WRITER
Gayethiry Srinivasan
PHOTOGRAPHY
Star Trails Production
DECOR
Crystal Event Décor
CAKE ARTIST
Addictive Eats
by Gayethiry





5.
Fondant versus Buttercream

The main question about wedding cakes is whether you want buttercream or fondant. Though buttercream is considered more appetizing; fondant will always give the cake a cleaner, almost, dreamlike look. When considering the icing for the cake, consider the colour palette, intricacy/simplicity of the cake. Buttercream cakes are great for simple, rustic or barn yard looks whereas, fondant is excellent for intricate, detailed, and modern cakes.

6.
Toppers

There are many elegant and unique ways to top your cake. Work with your cake artist to integrate an appropriate topper into the cake's design. Many couples have invested into the trend of having custom monogram toppers, and life-like figurines. Other trends can also include a bouquet of sugar flowers, fresh florals or even buttercream florals. These types of toppers can help bring the look of the cake together, creating that harmony!





7.

How is your caking getting to your venue?

Give yourself peace of mind and opt to have your cake delivered. Do no try to overwhelm yourself and try to have family members handle the cake to the venue to save money. The rule of thumb is to trust your cake artist, they created your cake, and they can ensure delivery of it as well. Complex cakes necessarily will not arrive in final form, so allow time and space for assembly. Bottom line: Discuss all the delivery and set up details with your cake artist before signing the contract.

8.

Don’t melt on me

If you're having an outdoor wedding in hot climate, stay away from whipped cream, meringue and buttercream-based icings as they will melt. At your consultation, discuss with your cake artist summer icing choices or opt for a fondant-covered cake, which can hold up well against the heat.







9.

Highlight the Cake at the venue

Showcase your cake! Your cake will likely be on display before it is consumed. Having a designated, well-lit table, allows the best presentation possible for your cake. Lighting is key, as professional photographers, "phone-photographers" and videographers will be capturing the event. A round table is perfect for circular cakes, but a horizontal/ vertical design may call for a rectangular table. Drape the table with fabric associated with your color theme (avoid white as much as possible) and decorate it with motifs, colors and flowers to match the cake and your wedding style.

10.

Don't forget to eat, your vision!

Couples often don't get a chance to eat their own wedding cake (besides the bite you feed each other). Ask your venue caterer to save some extra for you. Some couples even opt to having the top tier of their wedding cake for themselves, as a post-wedding treat or one-year anniversary celebration.

11.

The one-year tradition

Even if you take the most thought provoked packaging measures, eating the top tier of your cake on your one-year anniversary sounds better than it tastes. Think about indulging on your two-week mark, treating yourself to a fresh slice of cake and then after again when you've hit the one-year mark. If you must adhere to tradition, tightly wrap the cake in plastic wrap, then place it in an airtight package to avoid freezer burn.



FLUTE SIVA

INSTRUMENTAL MUSIC FOR ALL OCCASSIONS

YouTube @FLUTESIVA | 613-898-7482

Bimera Events

WEDDINGS - DESTINATION WEDDINGS
EVENTS - DECOR - TRAVEL



www.BimeraDestinationweddings.ca

Office : 905 554 7647 Direct : 4165097647

info@bimera.com

Unit 17, Karachi Dr, Markham, Ontario L3S 0B5

bimeraeventsandtravel bimeraeventsandtravel

@bimeraevents__travel bimeraeventsandtravel

A Perfect Jamaican Destination Wedding for Melanie and Mark's

by **Bremani Musafer**



The Proposal

Melanie and Mark's story is one for the fairy tales. From day one, they had something that sparked a long journey, twenty years after meeting in freshman year, Melanie migrated to Canada. Mark followed twelve years later reconnecting through their family friend. Along the way, they were gifted with two amazing kids, and a house which all was building up to the day Mark popped the question. Sometimes, love is like wine. It just gets better with age.

The Planning

Before starting the planning process, Melanie and Mark wanted to embrace their tropical roots by having a tropical destination wedding at a reasonable price. A family friend recommended Bimera Events, as a budget friendly company that tries to stay within your budget.











The Wedding Theme, Styling and Details

Melanie and Mark's wedding was simple and classic. Their wedding ceremony was a sunset ceremony by the beach gazebo in Runaway Bay, Jamaica with family and close friends. It was lush wedding with sea foam green, ivory, and a touch of gold. The reception was in a beautiful outdoor tent right after the ceremony. What made it really special, Melanie and Mark were able to incorporate their "sons in the sand ceremony" for unity to sealing the marriage. The wedding ceremony was held near the ocean by the gazebo, but what caught everyone by surprise was the stunningly beautiful beach. They had both dreamed of a beach wedding and the location turned out to be more than we could have ever wished for. The lapping waves calmed the groom's nerves and the words of the marriage officer were poetic and charming. The ceremony was accompanied by live music adding even more to the already exotically Caribbean atmosphere.



The First Dance

John Legend's All of Me is a meaningful and powerful song on it's own. Now just imagine hearing this song performed by a live band and dancing to it as your first dance.





The Wedding Cake

Melanie and Mark's wedding cake was a three tier, Victoria sponge, each layer was Coconut with white chocolate filling , vanilla and raspberry filling, and chocolate with white chocolate filling, flowers were custom made by Laura's Creative Cakes trimmed with gold lace and personalised by a cake topper with saying "Always and forever"















Photography

Dylan Photography is a Toronto destination wedding photographer committed to producing creative photography with real emotion, character and narrative. Dylan Hetti was able to capture epic wedding moments and emotions. They were the most beautiful heartfelt moments of the wedding week.

CONTRIBUTING WRITER
Bremani Musafer
TRAVEL AGENT
Bimera Events and Travel
WEDDING PLANNER
Bimera Events
PHOTOGRAPHER
Dylan Photography





inchanted
studio

WWW.INCHANTEDSTUDIO.COM
(416) 817 0640
INFO@INCHANTEDSTUDIO.COM
@INCHANTEDSTUDIO

RANI



Wedding Industry's
NEWEST LUXURY DECORATING COMPANY

Next season's
ESSENTIAL accessory

10
Ways to make your Wedding unique

2018's
New Scoop
+Trends
+Looks
+Designs
+Gossip

MEET THE MAHARANI
BLOOMING.LOTUS

MATHURAN THARMALINGAM: 6479689812
VITHUSAN BALASOTHY: 6475464970
GIVA NITHIYANANTHAM: 6476092513
RISHY MAHENDRAN : 6476253407
RANIEVENTDECOR@GMAIL.COM

@RANIEVENTDECOR

We at Rani Event Décor have a vision to develop a highly personalized and tailored event decor to each of our clients.

Growing up in a family full of creative artists, it has always been a niche of ours to stick with the blends of creativity we are so familiar with. As our bond continues to work strongly, we bring to you a collaboration to introduce a new influence and change to the décor industry.









Q: Why do we sketch?

A: We incorporate inventive ideas with regards to having the most unique designs catering individuals in all spectrums of our versatile community. After a design consultation, sketching the mind of our clients gives us a sense of satisfaction which is second to none







WARDROBE
@kungumum
MUAH
@blushbyd
LASHES
@vanitybyg
JEWELLERY
@iswasam
@gemsbyabi
PHOTOGRAPHY
@capturedbygiva
MODEL
@blooming.lotus__



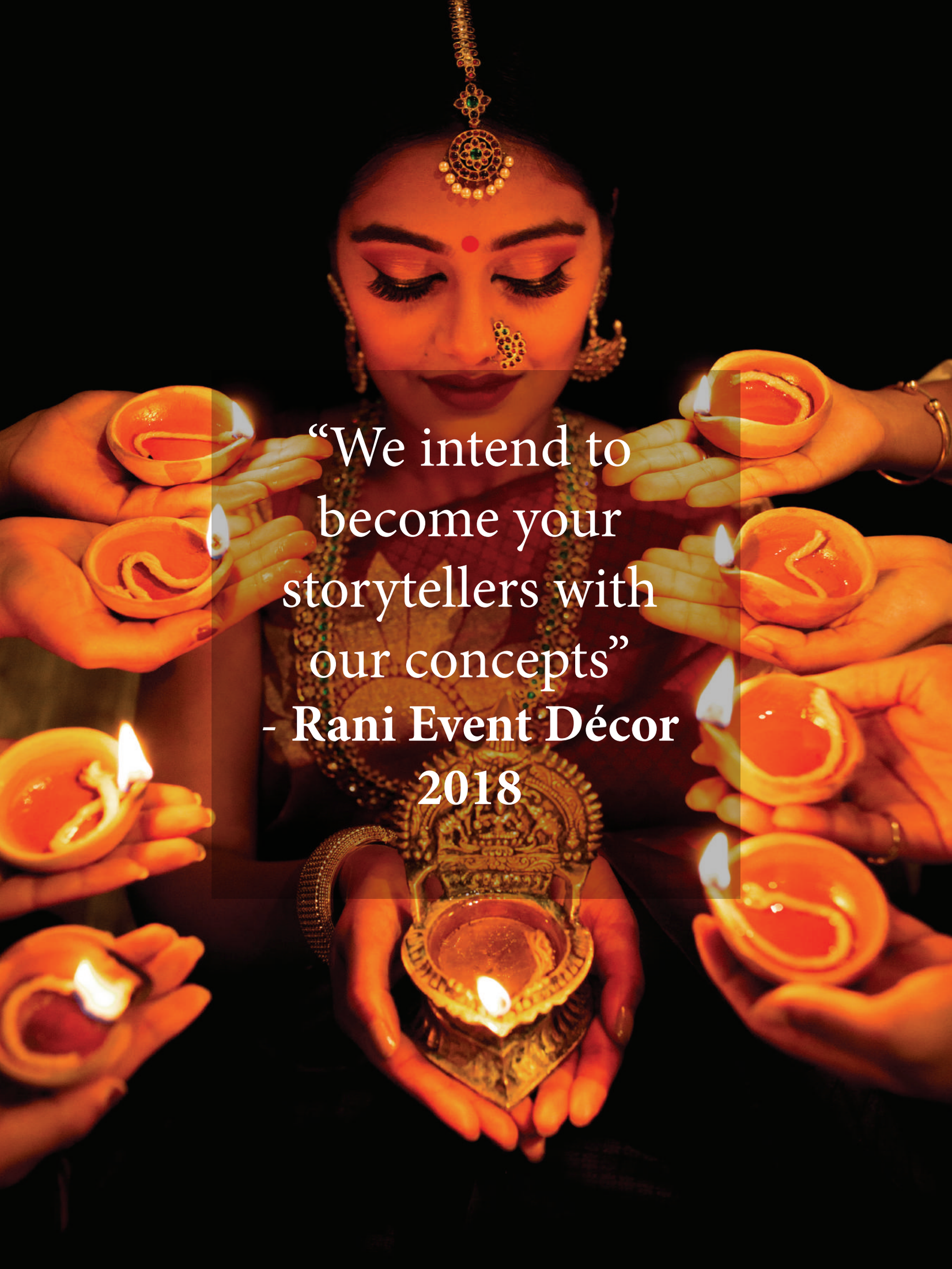
“We intend to become your storytellers with our concepts”
- Rani Event Décor
2018







Himalaya Banquet Services

himalaya_banquet_services | 647.201.7573 | 416.276.6867 | himaservice4u@gmail.com

blossombridalsumi



Blossom Bridal

416.938.8191 | 416.282.1717 | 905.472.2226 blossomsumi@gmail.com



RED EYE MOTION

416·986·2917

INFO@REDEYEMOTION.COM

REDEYEMOTION.COM

REDEYEMOTION CINEMATOGRAPHY

Intimate Backyard Weddings…









The success potential of every wedding takes root in the minds of the bride and groom, who essentially want to bring to life the ideal wedding as conceived in their minds. This dream various from couple to couple and the success of a perfectly executed wedding cannot be judged by the money spent, guests invited or how lavish the preparations are. On the other hand, it should be measured in the contentment felt in the hearts of the married couple!

Here is a perfect example of an intimate backyard wedding, where the couple were pronounced husband and wife in the presence of only their immediate family in a perfect backyard setting!



CONTRIBUTING WRITER
Narayani Manchuthan
PHOTOGRAPHY
Golden Memories Photography
CINEMATOGRAPHY
RedEyeMotion
MAKE-UP & HAIRSTYLE
Thiso Makeup
SnB By Praveena
SAREES
Aalayaa
JEWELLERY
Aalayaa
KIDS ATTIRE
Aalayaa
FLORAL DESIGN
Jasmine Florist

This breath-takingly beautiful house in this locale, overlooking the ocean gave the couple a perfect canvas to paint their dream and beautifully bring to life that dream!

The house backs on to the beautiful blue sea and what a natural back drop it was….no lavish décor needed here! Soothing to the eyes and fulfilling to the soul! This intimate ambiance set the stage for a very close knit family wedding with the over-pouring of love and blessings from those gathered there. Nature at its best and love from every corner of the backyard supporting and silently blessing the couple in wedded bliss!





STARS
EVENT DECOR

starseventdecor 416.500.5455 shrisbanquet@gmail.com



WHITE & PRINTED DANCE FLOORS | STEP & REPEAT MEDIA WALLS
SEATING CHARTS | MARQUEE LETTERS | AND MUCH MORE!





DESIGNER DANCE FLOORS

EXOTIK WRAPZ





info@exotikwrapz.com | www.designerdancefloors.ca | (647) 971-2971





Love Blooms


Menu
Salad
Soup











Dreams of warm summer nights and exotic florals are conjured for this gorgeous, dynamic shoot. The deep crimson red of our groom's attire highlights the sheer drama of the florals and drapery in stark contrast to the subtle gold glitz of our bride. But don't let that fool you, our bride is fiercely beautiful and ready for the upcoming days of celebration. Elegance and luxury surround our happy couple with a bespoke decor design in ruby reds, fiery oranges and daring pinks. Our décor is all about intimacy, bold floral accents and rich colour tones that make guests feel part of something magical. Add in a show-stopping cake so stunning you don't want to cut it, and you have a wedding ambience sure to be remembered for years to come.

LOCATION
Toronto Don Valley Inn & Suites

DESIGN CONCEPT & STYLING
IG Event Creations

PHOTOGRAPHY
Samir K Photography

DÉCOR DESIGN & FLORALS
Revelry Party Company

CLOTHING PROVIDED
Svelegance

JEWELRY
Swasam

HAIR & MAKEUP
MG Beauty Enhancements

CAKE
Jupiter Cake House

LINENS, RENTALS & STATIONARY
Revelry Party Company

MODELS
Manny Singh and Sajedeh

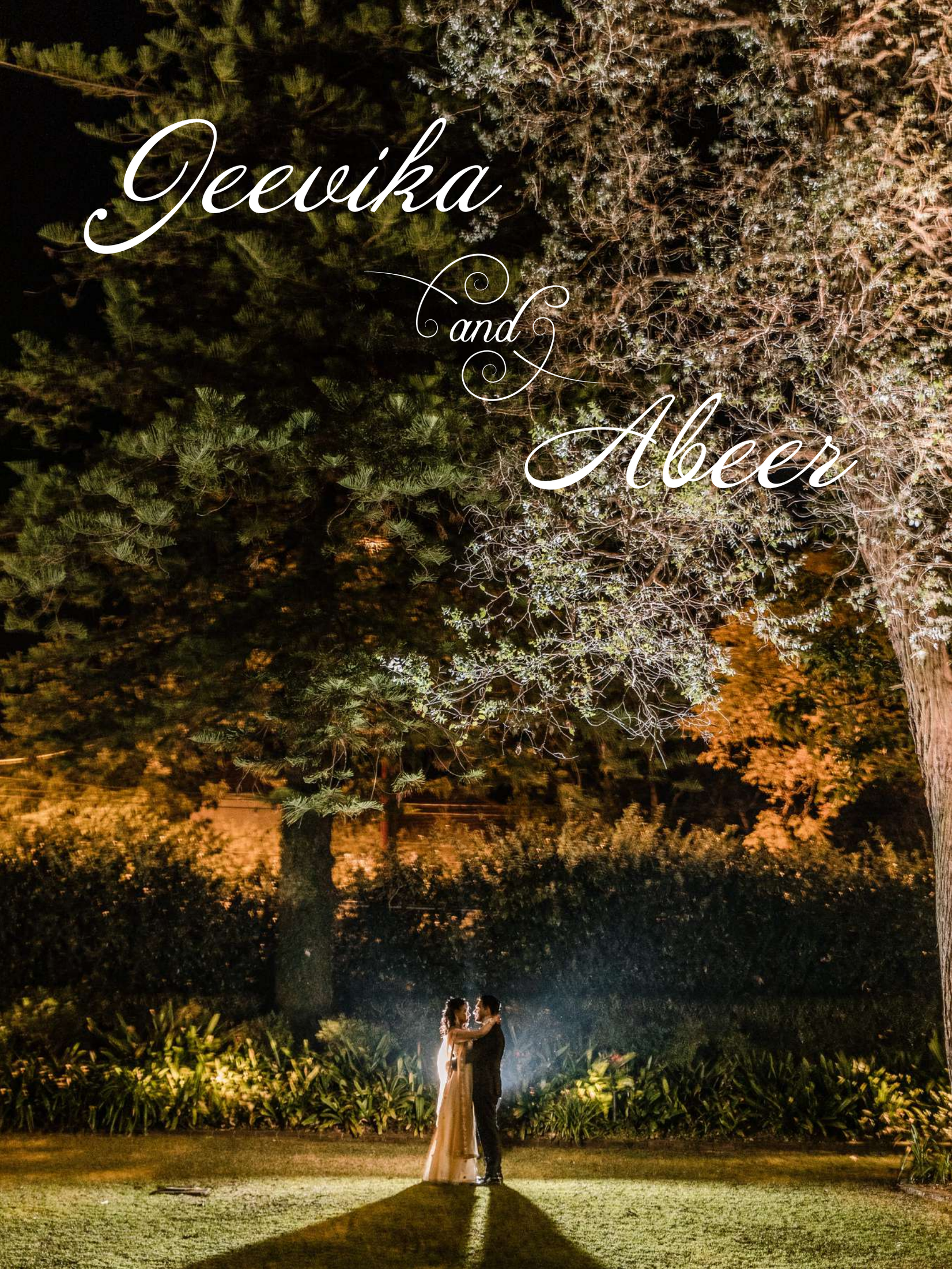
Jeevika
and
Abeer



Abeer and I met through mutual friends in 2014. You could call it a semi-blind date but with the help of Facebook! A colleague of mine said she'd met a lovely Indian guy through her boyfriend. I asked her to describe him and got the response "young but mature… by the way, he's brown too"! After laughing about her well-intended racism, I instantly said no. I had never dated anyone younger than me, and I had always looked for someone older but after a lot of back and forth, I agreed to meet him.
We started talking and getting to know each other, and shortly after we decided to go on our first date. It was at a chocolate café, close to both of our work places that we decided to meet. I remember him standing there, in what is now my favourite blue suit. He was charming, funny and we instantly hit it off. I quickly got over the age gap and here we are today - four years later - married!

We had very similar childhoods and are first generation Australians. My husband was born in Bombay, India and I was born in Jaffna, Sri Lanka. We both moved to Australia when we were 3 years old and grew up in the same suburb. We found out later that we went to the same preschool, but four years apart. Abeer works as an SMSF Manager at Titan Partners, after studying accounting at Macquarie University, while I studied nursing at the University of Sydney but have found myself working in corporate health banking at the National Australia Bank.

We were legally married on the 12 November 2016 with our immediate family and close friends. It was going to take some time to plan our wedding and we wanted a date













when both our extended families could make it! Our traditional wedding was in the eternal gardens at Curzon Hall on the 20 August 2017.

Being a little older, I already had a good idea of what I wanted and I was lucky that Abeer held similar views. We both like the simple things in life and wanted our wedding to reflect who we are.

One thing, I must say, is that my husband was very hands on in the process. I'm known for my love of disorder (I was out shopping for bridal jewellery the day before my wedding), but Abeer's need for structure and dependence on spreadsheets, saved our wedding. I used my time on the finer details and rounding up the vendors. Luckily our family and friends were amazing and supported us all throughout the process. My koorai saree was specially sent all the way from Canada, by my cousin Sathya.

The biggest challenge was that we are both Hindus but from different countries. So we wanted a fusion wedding where both our backgrounds were celebrated and importantly, complemented each other. We ended up sitting down to go through what was important for the both of us, as well as our families. Despite knowing that it would be impossible to deliver everything our families wanted, the end result surprised us and we were truly amazed with the ceremony and reception. Our wedding was the most perfect day of our lives and we wouldn't change any of it!







Vendors

Wedding:

Venue:
Eternal Gardens at Curzon Hall
Bride's Manavarai Saree:
The Saree Shop
Bride's Koorai:
Aalayaa
Jewellery:
Boutique by Bristina
Groom's Outfit:
Roshan's Fashion
Make-Up:
Beauty by Vanessa Tang
Saree Draping/ Hair:
Ratha Aunty
Henna:
Henna by Payal
Decor:
Decor-a-Shaan
Photographer:
Siempre
Videographer:
Black and White Colour
Illustrations for Invitations:
Uma Jayaseelan
Aiya:
Acharya Ram Sivan

Reception:

Venue:
Sabrina's View at Curzon Hall
Bride's Outfit:
Manijassal
Groom's Outfit:
Institchu
Jewellery:
Payal & Pasand
Make-Up:
Beauty by Vanessa Tang
Hair:
FIM Hair (Fatima Ibrahim)
Decor:
Bling Events
Photographer:
Siempre
Videographer:
Black and White Colour
DJ:
DJ Raddi



"Unique trend-setting designs of the highest quality"

150 New Delhi Drive, Unit 45
Markham, ON L3S 0B5
Canada
aalayaaethnicdesignerwear
aalayaaonline
www.aalayaaonline.com
1.855.575.0500 | 647.739.5750



Royal in its color combination, this royal blue with orange and red contrasting combination is a feast to the eye. Pure silk, pure zari, circular motifs in a grid setting add the necessary richness to this Kanchipuram saree suitable for any occasion!



The new love of purple amongst brides is brought to life in this saree which tops the list with the addition of the ever lovable elephant motifs spaced perfectly throughout this pure silk, pure zari Kanchipuram saree!

Aalayaa



Richness in its content of pure silk and pure zari minute motifs throughout the saree add a parchment like look throughout the body of this rich forest green saree with a designer burnt orange border. A pleasant surprise lies in the deep magenta pallu and blouse piece. This tri-colored saree is a feast to the eye and a perfect choice for a wedding!



Woven with pure silk and pure zari, this maroon Kanchipuram saree is a perfect mix of gold mango motifs, spaced perfectly within a background of silk thread work. A regal choice for a simple, yet elegant Koorai saree!

Aalayaa



Another variation for the elephant motif lovers. This is a perfect beige and gold combination body with the ultra-rich magenta contrasting border, pallu and blouse piece! A wonderful selection for a pure silk, pure zari manavarai (walk-in) saree!



A rich royal red pure silk, pure zari Koorai saree with the perfect size gold border and intricately designed drop motifs, spaced out perfectly throughout the body, making this a sure hit amongst brides this year!

Aalayaa



A classic reprisal of the yesteryear Ganga Jamuna sarees in pure silk, pure zari Kanchipuram weave. This saree, with its winning combination of colors is a sure hit amongst Kanchipuram saree lovers!



The second in line in the Aabaram collection of pure silk, pure zari Koorai sarees introduced by Aalayaa is the Padakkam motif, and this with its contrasting border is a winner!

Aalayaa



What's a saree collection without the magnificent black Kanchipuram? This elegant plain black body with an eye catching contrasting 15 inch deep magenta border compliments this pure silk, pure zari Kanchipuram saree. With a deep magenta pallu and blouse piece, this saree is on point for a classic reception wear!



This is a brand new introduction to Aalayaa's line of pure silk, pure zari Koorai sarees for 2018 with the introduction of the Aabaram based motifs. What better motif to introduce this line, than the Thaali for a Koorai saree!

Aalayaa

PREMIUM VENDORS



BANQUET & CONVENTION

Chandni Grand Cinnamon
416.519.9773
info@grandcinnamon.com

CINEMATOGRAPHY

RedEyeMotion Cinematography
416.986.2917
hello@redeyemotion.com
Cinematic Dreamz
416.567.7737
mycinematicdreams@gmail.com
Vinayaga Video
647.867.7994
videovinayaga@gmail.com
Blink Media Inc.
1.888.300.2944
social@blinkmedia.ca

CONFECTIONERY

Addictive Eats By Gayethiry
416.358.5697
gayethiry.s@live.com
Spiced Up
647.740.6986
ovia7580@gmail.com
La Bonne Bouche
289.321.1919
labonneboucheto@gmail.com
Bliss Stations
647.886.9184 | 416.809.1149
kajanan__c@live.com
www.blissstations.ca

DANCE CHOREOGRAPHY

Let's Jalsa
letsjalsa@gmail.com
K2B Dance Studio
647.707.2095 | 647.975.5534 | 647.979.7398

DANCE FLOOR DESIGNING

Exotic Wrapz
647.971.2971
info@exotikwrapz.com

DÉCOR

Crystal Event Décor
647.680.8715
crystaleventdecorinc@gmail.com
Rani Event Décor Inc.
647.968.9812
ranieventdecor@gmail.com
Ruben's Wedding Service
416.670.2368
rubensweddingservice@gmail.com



Bollywood Mandaps
416.737.2001
info@bollywoodmandaps.com
Bimera Decor
4165097647
info@bimera.com
Stars Event Decor
416.500.5455

DJ

DJ Crystal
647.992.9358
bookdjcrystal@gmail.com
DJ Incarnation
647.863.0790
connectwithdjincarnation@gmail.com

EVENT PLANNING & SECURITY

7 Diamond Event Services
437.987.7337

FASHION

Aalayaa
1.855.575.0500
aalayaaonline@gmail.com
www.aalayaaonline.com
Mischief Boutique
647.988.7251
Mangalyam Collections
647.624.5505
anusanthy.l@gmail.com
ecBoutique
647.866.8880
info@ecboutique.ca
Mon Ceylon Asia
monceylonwear@gmail.com
Loukiya (UK)
011 44 7465 993347
contact@loukiya.com
www.loukiya.com
Pattuchastra (Malaysia)
011 60 162155999 | 011 60 127991982 | 011 60 164449881
Casipillai Designer Collection (UK)
011 44 7931 615302
subeesudharsan@hotmail.co.uk
Dassah Couture
647.289.5254
info@dassahcouture.com
www.dassahcouture.com

FASHION STYLIST

Misteek London
misteek.london@gmail.com
Prim In My Pumps
priminmypumps@gmail.com



FLORAL

Jasmine Florists
647.207.4444
info@jasmineflorist.ca
Belle Blossoms Inc.
416.888.1554
info@belleblossoms.ca
Enchanted Flora
416.841.7848
enchantedflora.florist@gmail.com

GRAPHIC DESIGN

Richie STAXXX CO
647.575.6857
richiestaxxx@gmail.com
Luxemedia Designs
647.924.2961
info@luxemediadesigns.com

JEWELLERY

IP Gold House
905.544.5860
Mayil London
info@mayillondon.com
3Charms Galeria
647.879.6909
3charmsgalleria@gmail.com

Anya Jewelry
416.830.5465
anyafashionjewellery@outlook.com
Diamondly
416.509.9508
simmicchacko@gmail.com
Vashtii Collections
416.697.2255
Vashtii.inc@gmail.com

MAKE-UP & HAIRSTYLE

Thiso Makeup
647.654.4733
thisomakeup@gmail.com
Makeup By Kajitha
info@makeupbykajitha.com
Style N Beauty By Praveena
647.618.7174
snbbypraveena@gmail.com
Elegance Enriched
416.660.4193
eleganceenriched@gmail.com
Hair and Makeup by Tharsh
info@hairandmakeupbytharsh.com
Maya Beauty By Anu
647.833.7198
anurathy.selvarajah@gmail.com
Cindy's Beauty Salon & Spa
905.604.8820
cindysbeauty@hotmail.com



Bobbika Bridal & Hairstyling
416.737.4807
Beauty Impressions
647.761.3170
beautyimpressionsmua@gmail.com
Makeup by Pirashanthini
makeupbypirasanthini@hotmail.com
Blossom Bridal Dressing & Hairstyling
416.938.8191 | 416.282.1717 | 905472.2226
blossomsumi@gmail.com
Aamir Naveed Hair (UK)
011 44 7545 154753
nazra@aamirnaveed.co.uk
Hair & Makeup By Latha Senthil
416.319.4118
ask@lathapurebeauty.com
Suganee Bridal Makeup
647.244.5476
suganee@hotmail.com

MEDIA

EI Marketing
Digital Media Partner
905.604.7994
info@eimarketing.ca
TieTheThali
Social Media Partner
tiethethali@gmail.com
Vannathamil
Radio Media Partner
vannathamil@gmail.com
TET
TV Media Partner
416.845.3000
info@iwatchtet.tv
Ninaivukal
Online Digital Media Partner
416.457.7310
Balan Skylon
Online Digital Media Partner
416.543.5453
Puthinam Seithigal
Online Digital Media Supporter
647.760.9121
puthinamphotos@gmail.com

PHOTOGRAPHY

The Lotus Project.
647.367.8777
info@thelotusproject.ca
5th Element Photography
905.966.5037
info@5thelementphotos.com
Roshan Sylvester
416.300.1121
Photon Image (UK)
011 44 7862 247651
h4ran@hotmail.com
Memory Express Photobooth
647.898.3275 | 416.433.7597
memoryexpressphotobooth@gmail.com
Smiles Photography
613.612.4878
smilesphotography.info@gmail.com
Golden Memories Photography
647.987.2991
g.m.photography@outlook.com
Blink Media Inc.
1.888.300.2944
social@blinkmedia.ca
Inchanted Studio
416.817.0640
info@inchantedstudio.com
enVogue Images
416.890.4080
veej@envogueimages.com
Luminous Illustrations
647.295.0522
luminousillustration@gmail.com
Captures by Anu
647.985.3503
capturesbyanu@gmail.com
Sdw Digital Works
416.566.8976
info@sdwdigitalworks.com
Lotus Pictures
647.284.8539
info@lotuspictures.ca
Samir K Photography
647.522.8915
info@samirkphotography
Cloud9 Photography
416.268.0155
Info@cloud9fotos.com

TRANSPORTATION

Xotic Rentals
1.844.968.4248
info@xoticrentals.ca

WEDDING CATERING

Southern Aroma
905.554.2255
contact@southernaroma.ca
Chef Murali
647.833.4648
thespicykitchen.sales@gmail.com

WEDDING FAVOURS

Sweet Endings
sweetendingss1@gmail.com

WEDDING PLANNING

Royal Banquet Center
416.500.5455
Bimera Events
416.509.7647
info@bimera.ca
Moonstone Events
416.809.6969
info@moonstoneevents.ca
Thaali Planner
info@thaali.net
Himalaya Banquet Services
647.201.7573
himaservice4u@gmail.com
Diamond Events
647.622.3289
diamondeventplanner@gmail.com
Rythms Banquet Services
416.525.6000
info@rhythms.ca
Rinky Luxe Events
416.837.7358
rinkyluxe@gmail.com



BOLLYWOOD

Mandap & Decor

let us create your dream event

(416)737-2001 | 1.888.MANDAPS(626.3277) | WWW.BOLLYWOODMANDAPS.COM | INFO@BOLLYWOODMANDAPS.COM

Southern Aroma



FINE DINING, TAKEOUT & CATERING

WEDDINGS | BIRTHDAY PARTIES | CORPORATE EVENTS

VISIT US AT

14 - 7200 Markham Rd

905-554-2255

WWW.SOUTHERNAROMA.CA



auxbid

BID WITH CONFIDENCE

www.auxbid.com

auxbid