samyukta

WEDDING MAGAZINE 2019



Cake for your
BIG DAY

Modern
Romance

Why & How of
Vedic Weddings?

6 REAL COUPLE STORIES

Bridal Trend 2019

Samyukta 2019 $9.99

6 50434 67296 2





Modern Romance

Over the past few seasons, we've seen a shift away from the deeper colors and richer texture to pastel color palettes and romantic, ethereal vibes. This change in bridal fashion was the inspiration for our cover shoot – a light and airy shoot that will stand the test of time.

Meet our three brides of 2019: modern traditionalist, Boho chic and new-age.

While the modern traditionalist will defy the norm, the bohemian and new-age brides will replace the rustic look that we have seen in the past. It will be less about particular theme and color and more about creating a personalized vibe and mood for the big day.





THE MODERN TRADITIONALIST EMBRACES AND INCORPORATES STYLES FROM BOTH WORLDS





The Modern Traditionalist

The modern traditionalist embraces and incorporates styles from both worlds.

For many centuries, Hindu brides avoided white in their wedding trousseau but this bride is about defying tradition and amalgamating two worlds.

The ivory white saree was paired with matching raw silk, long sleeve, and boat neck blouse.

Brides do not need to get subdued in traditional jewelry. Sometime, few pieces of heirlooms with hint of your own personal style will make you shine brighter than any diamond. Hence, we went with oversized earrings, ring-bracelet along with a waist chain. In order to keep the bateau neck of the blouse as the focal point, we skipped out on the necklace.

Veil is a must in every Hindu wedding. To complete our look, we chose a cathedral veil with floral embroidery because she likes to make an ENTRANCE!

This ultra-romantic, vintage look includes soft matte skin, blushing cheeks and mauve lips. Spray roses were added to the messy bun to finish the look.

THE BOHO BRIDE IS A FREE SPIRITED WILD FLOWER.





The Boho

The Boho bride is a free spirited wild flower. Whether in a garden or by the sea, a bohemian bride will find her happy place close to Mother Nature. With that in mind, this look was created for a perfect outdoor wedding.

An earth tone green saree with sleeveless blouse is the perfect combination for a hot, summer wedding. We opted for a traditional South Indian jewelry to complement the silk saree.

Whether it's a beach wedding or backyard bash, no Boho bride is ever complete without her flower crown. A mix of large and small blooms with a bit of greenery makes a bold statement! A veil was added to the flower crown to create an ethereal look.

The makeup was an effortless, sun kissed look with neutral eye shadow and nude lips. A slicked back hair with classic waves made the look very sleek and chic.





Contributing Writer:
Ajithaa Thillainathan

Creative Direction:
Prim In My Pumps
Divinemethod Photography

Photography:
Divinemethod Photography

Make-Up & Hair:
Nila Haran

Stylist:
Prim In My Pumps

Model:
Shaifali From Next Model

Wardrobe:
Aalayaa (Mint Green)
Adaa (Lehenga)
Temple Of Sarees (White Saree)

Veil:
Blair Nadeau Bridal
(Silk Flower Drop Veil)
White Studio Bridal
(Cathedral Veil)

Jewelry:
Aalayaa

Flower Crown:
Jasmine Florist



The New Age

The New Age bride is dauntless and defiant. She is confident and self-assured and will rock anything. This look transcends culture as it can be worn during an Indian ceremony or at any reception.

The New Age bride is no stranger to experimenting with color. For this look, we left out the monotonous reds, greens and blues and opted for dusty pink lehengha with multi-colored floral thread work for opulence and organic feel.

The bejeweled neckline and long sleeves with floral motifs calls for no jewelry.

The makeup for this look is a soft evening glam achieved through smokey eyes and deep oxblood lipstick with matte finish to match the tone of the outfit.

To create an edgy vibe, the hair was pulled back on the side to accentuate the jaw line on one side, while gently framing the face on the other side with loose waves.

varnam
EVENT DECOR

647-271-9055 Info@VarnamEventDecor.com Varnam Event Decor



TABLE OF CONTENTS



REAL LIFE WEDDINGS

38 Vaisnavi & Aravindan

64 Akila & Prashana

92 Kajani & Venoth

106 Renuka & Johny

132 Jeevi & Raj

148 Janu & Dinesh







PLANNING & RECEPTION

30 Bridal Trend 2019

84 Cake for your Big day

58 Tips for a successful Tamil Wedding

114 Destination Weddings

122 Injecting fusion into food, making trendy food a thing again!



















FEATURED

02 Modern Romance

140 Why & How of Vedic Weddings?

FASHION

20 Sartaj Fashions

44 Adaa

74 Temple of Sarees

98 Sharmilaa K Design

164 Aalayaa

REGULARS

160 Premium Vendors Wedding Directory


DIVINEMETHOD
photography ∞ est'd 2009
Siva Haran is an internationally acclaimed wedding photographer who is sought after for his style of imagery that transports the everyday into incredible. His ability to create beautiful masterpieces anywhere has garnered him over 50 international awards including becoming the first South Asian to be called one of the Top 10 photographers in the world.
www.divinemethod.net



samyukta
WEDDING MAGAZINE
www.samyukta.ca

PUBLISHER
Manchuthan Kanagasegaram

EDITOR
Narayani Manchuthan

GRAPHIC DESIGNER
Pradeepraj Muthukrishnan

PRINT PRODUCTION
Best Deal Graphics & Printing

CONTRIBUTING PHOTOGRAPHERS
Divinemethod Photography
Golden Memories Photography
Trails of Memories Photography

CONTRIBUTING CINEMATOGRAPHERS
Shutter Point Media
Trails of Memories Cinematography

CONTRIBUTING WRITERS
Ajithaa Thillainathan, Prim In My Pumps
Andrea Hudson-Lindsay, TAIA
Bharhavi Selvanathan
Sharmila Jeyaseelan, Spiced Upp Cakes
Thusy Vijay, EnlightenWritingByT
Tie The Thali

CONTRIBUTING HAIR & MAKEUP ARTISTS
Beautyful Styles By Sobana
Divine Makeup & Hair By Shyla
Nila Haran
Sham Waran
Thiso Makeup

CONTRIBUTING ART & STUDIO DECORATORS
Mint Studio
Bloomfield Homes

MEDIA PARTNERS
EI Marketing
Ninaivukal
Tie The Thali

FASHION COORDINATOR
Shameela Shaheed

STYLIST
Ajithaa Thillainathan, Prim In My Pumps

SPECIAL APPRECIATION
Grand Cinnamon Banquet & Convention

MORE INFORMATION
Samyukta
@samyuktaweddingshow
@samyuktaweddingshow
info@samyukta.ca
1.855.575.0500

ALL RIGHT RESERVED

Samyukta does not endorse the authenticity or quality of the products and/or services printed in this magazine. This magazine or its contents may not be reprinted or duplicated, nor can it be sold without the written consent of the publisher. All rights reserved!

copyright @2019

From the Editor's Desk.....

The Samyukta team is extremely honoured and gratified to present our 3rd Annual Wedding Magazine at Samyukta Wedding Show 2019. The continuous love and support received from our local and global audience, has been our driving force to keep moving forward and working hard to put out yet another hit magazine this year. Following the astounding success of last year's magazine and the vast global reach it received, we have tirelessly worked to keep up the high standards and also kickedit up a notch, by putting together content beneficial and inspirational to our readers.

The brand Samyukta was launched in 2016, with a small team of professionals, coming together to create a platform to unite talented individuals from various nooks and corners of the wedding industry. We want to make this event a one-stop-shopping experience for potential brides and grooms coming through on that day. To make it easier for them, the wedding magazine, released each year, supplements the experience at the show with all the information valuable to the attendees.

With the release of the wedding magazine annually at the show, team Samyukta aims to keep this day imprinted in the minds of the attendees and cherish the content, carefully put together for their readers! Taking care to only add content of value and worth for the reader, Team Samyukta has collated a mixture of articles, real life stories, editorials and ads that will benefit the reader in one way or another.

Team Samyukta has operated thus far with one purpose in mind and that is, each exhibitor who put their trust and faith on us, reap positive rewards as a result of this event and stay with us, as a close knit family, true to the meaning of the Sanskrit word "Samyukta" - meaning united!

Our heartfelt appreciation goes out to all our contributors, photographers, trusted exhibitors, sponsors, make-up artists, stylists, models, coordinators and every single person who helped put together this edition of Samyukta Wedding Magazine.!

With Sincere Gratitude.....
Narayani Manchuthan
EDITOR

Photo Credits

Creative Direction:
Ajithaa Thillainathan, Prim In My Pumps
Siva Haran, Divinemethod Photography

Photography:
Divinemethod Photography

Make-Up And Hair:
Nila Haran

Stylist:
Prim In My Pumps

Model:
Shaifali From Next Model

Wardrobe:
Aalayaa (Mint Green)
Adaa (Lehenga)
Temple Of Sarees (White Saree)

Veil:
Blair Nadeau Bridal (Silk Flower Drop Veil)
White Studio Bridal (Cathedral Veil)

Jewelry:
Aalayaa

Flower Crown:
Jasmine Florist



Southern Aroma



FINE DINING, TAKEOUT & CATERING

WEDDINGS | BIRTHDAY PARTIES | CORPORATE EVENTS

VISIT US AT

14 - 7200 Markham Rd

905-554-2255

WWW.SOUTHERNAROMA.CA



CREATE MEMORIES WITH

EI MARKETING

Are you looking to elevate your visuals at your wedding? you will want to check out EI Marketing our custom-built electronic digital signage (ads) displays go beyond traditional two dimensional designs.

Be creative with the elements you include, from home videos, to interviews with friends, to behind the scene footage of photo shoots, we can bring together the moments that truly display the affection and joy in your loving union. And the best part of it all ? Everything we create for your special day will become one of your most treasured wedding keepsakes. Contact EI Marketing today at info@eimarketing.ca.

Video Wall



Digital Screens
in Multiple Sizes





Photobooth



SARTAJ
FASHIONS

3300 MCNICOLL AVENUE
TORONTO, ON M1V 5J6

sartajfashions.com
@sartajfashions
@sartajfashions
416-299-7383

PHOTOGRAPHY:	MAKE-UP & HAIRSTYLE:	OUTFITS:	JEWELRY:
Flashing Lights Photography	Nish Beauty | Nisha Patel	Sartaj Fashions	Sartaj Fashions












nila haran
MAKE-UP ARTIST
www.nilaharan.com



TRAILS OF MEMORIES

CINEMATOGRAPHY

TRAILS OF MEMORIES

PHOTOGRAPHY

WWW.CINETRAILS.COM

Bridal Trend 2019



If weddings can tell a story, bridal outfits would be the protagonist. Tamil weddings are never complete without beautifully woven sarees and jewelry. The opulence of South Indian jewelry complements the timelessness of traditional saris.

While saris are the choice of a traditional bride, the new age bride may find herself dabbling in a lengha or gowns, giving emphasis to silhouette.

For 2019, tradition trumps trend and the fashion world will be traveling back in time – the vintage era.

Wedding designers and jewelers have explained the new trends – read on to find out what is in for this year's bride!



Going back in time

This year will be a fun year to watch, as many trends from the past will be making a comeback. Say hello to handloom sarees like Kanchipuram and Banaras with vintage chintz prints. In terms of colour, along with pastels and silvers, greys and champagnes will also be a very common colour this year.

You can pair your handloom sari with heavy jewelry or keep the jewelry minimal and let the sari be the focal point.







Indigo is the New Black

If you are a bride who will be opting for lengha or gown, “intricate hand embroidery with floral and bird motifs, along with 3D embellishments and thread work that features zardozi, juxtaposed with pastel silk threads and sequins will be a big trend this year,” says Shyamal Shodhan of Shyamal & Bhumika.
Indigo will be the new black this year.





Bridal Jewelry

Bridal outfits are never complete without the blings and baubles! Vikram Khanna of Khanna Jewellers believes this year will be return of the bold, maximalist styles. He also believes in the power of layering, mixing and matching. This year will be about layering beautiful pieces for a vintage, regal allure.

Your neck is a focal point when it comes to jewelry. Layer your neckpieces in different length. Make sure each piece complements one another (remember Priyanka Chopra). You can also mix-and-match gemstones and diamonds.

Layering doesn't only apply to neckpieces. Bangles or bracelets in different sizes, shapes and colours that complement each other can also be stacked (think Dipika Padukone).







But remember.... despite trend forecast... always stay true to yourself!

Jewelry designers also advise brides to embrace their roots and go back to the classics on their wedding day. When we talk about Tamil or South Indian traditional jewelry, we cannot overlook the beautiful araku stone jewelry.

But remember....despite trend forecast...always stay true to yourself!

Are you a non-traditional bride? Do you have a quirky style? Make sure your wedding outfits reflect who you are. There is no need to conform on your personal style on one of the most memorable days of your life.
This isn't the day to try something new or go out of your comfort zone. All too often, I've seen brides opt for trends, rather than focusing on expressing their true style. Go for classic beauty, unleash your personality or add some colour if that's who you are. You'll feel a lot more confident being yourself and will always remember the day for making it your own.

Photo credit

Contributing Writer:
Ajithaa Thillainathan

Photography:
Trails Of Memories

Creative Direction And Styling:
Prim In My Pumps

Make-Up & Hairstyle:
Syl Faces

Model:
Divita

Wardrobe:
Chandan Fashion

Jewelry:
Gems By Abi



Vaisnavi & Aravindan

When Aravindan asked to go where they had their first date instead of their initial plans, she knew the time had come.



The first time Aravindan came to Canada, the one thing he bought was a "We the North" cap. This was not because he was particularly into basketball but because it was representative of him and Vaisnavi. Aravindan is from the North of England and was moving to London, England to be with his future wife, Vaisnavi, who is from Canada- the true North strong and free. Vaisnavi knew the day Aravindan was going to propose since he had been inundating her with tiresome information about rings since the day they announced to their parents that they were "fixed", and when Aravindan asked to go where they had their first date instead of their initial plans, she knew the time had come. They met at London Bridge on their first date and so it was a natural decision to go back there when it came time to propose. He proposed next to the church where they sat on their first date, eating ice cream and looking at the tourists at the Tower of London.



Vaisnavi knew that she wanted to get married in Canada, near her home town of Mississauga, but this posed challenges. They were clueless about where to start and how to get it sorted cross-Atlantic. Luckily, Vaisnavi's parents and brother were on hand to do the grunt work when it came to organising it. This combined with three, week-long "business trips" to Canada to get wedding admin done was how they got it done. When it came to choosing the venue, Vaisnavi's parents had attended a wedding at the Lionhead Golf and Country Club and loved the venue. Based on pictures and her family's visits to the venue, the couple decided to take the leap and book it. They were not disappointed when they finally did see the venue, and neither were the guests who attended their wedding and reception. When it came to food, Vaisnavi and Aravindan again relied on their family to help choose the caterers. They did not however let them do the food tasting without them, because as one of their caterers pointed out, that was the only time they really got to taste their meal!

When it came to choosing the photographers, videographers, make-up and hair artists, it was a difficult journey. Having lived outside of Canada for over a decade, Vaisnavi was unaware of the emerging talent in these fields that were coming

Ten months after the process started, the wedding day came around, and on a beautiful, sunny October morning, Aravindan and Vaisnavi became husband and wife.





up in the community. Instagram became her best friend, with evenings in front of the television spent trawling through profiles and sending multiple e-mails. Eventually they picked their choices and there were no regrets. Their photography (The Lotus Project) and video (Ice Cream Truck Films) teams were great to work with and really made the couple, who were unaccustomed to being in front of camera, feel comfortable. Vaisnavi's make-up and hair artist (Touch of Andy MUAH) made her look picture perfect for the wedding and reception.

Choosing their wedding and reception outfits was surprisingly easy. During one of their trips to Canada, they went to look for Vaisnavi's sarees; which she found in the first boutique they looked at! Being responsible, she did take time to consider it, but really there was no other choice, so it was a trip back to Aalayaa Ethnic Designer Wear to buy Vaisnavi's Manavarai and Koorai sarees, and order Aravindan's wedding Vetti and national. Choosing her reception outfit was equally easy, as Vaisnavi loved the first dress she tried on; in retrospect she wonders if she should have dragged the process out to prolong the bride experience, but really, who had time for that!

When it came to planning the rest of the wedding, the couple and their family realised that it was going to get difficult to get logistical things organised when the couple lived abroad. They enlisted the help of CK Senthuran, who took responsibility of the décor and logistics for the wedding. It was difficult for Vaisnavi to let go, but Senthuran was very reassuring and experienced. Senthuran, his brother, and the rest of their team, did not disappoint on the wedding and reception day; they went above and beyond to make it so that the couple and their families were relaxed on the day and could enjoy it without worrying about the nitty gritty. The only thing Vaisnavi had to consider on the day, was when their lovely Iyer, who carried out the proceedings in Tamil and English, asked her if she was sure she wanted to marry Aravindan. Considering they had invested a lot of time and effort on this big day, Vaisnavi decided it was worth saying yes!

Ten months after the process started, the wedding day came around, and on a beautiful, sunny October morning, Aravindan and Vaisnavi became husband and wife. The day was a blur and the couple honestly can't remember what the day looked like. The families and friends who attended the wedding, all had a wonderful time. They had a few days to recover from the very tiring but happy wedding and it was time to party at their wedding reception. The newly married couple ate, drank and danced through the evening until the last carriages took the guests home through the freshly falling snow.













Vendors

Venue:
Lionhead Golf Club And Conference Centre

Wedding Outfits For Bride And Groom:
Aalayaa Ethnic Designer Wear

Bride's Reception Outfit:
Amanda-Lina Sposa's Boutique

Groom's Reception Outfit:
Ethereal Customs

Event Planning And Decor:
Ck Senthuran- Wedding Planner (Kennedy Convention Centre)

Wedding Catering:
Rajah Ram Caterers

Reception Catering:
The Host

Hindu Priest And Registrar:
Sivasri Ratna Maheswara Kurukkal

Wedding Cake:
Irresistible Cakes

Photography:
The Lotus Project

Videography:
Ice Cream Truck Films

Bridal Make-Up And Hair:
Touch Of Andy

Bridal Party Make-Up And Hair:
Bliss Beauty







Adaa
EXQUISITE ETHNIC ATTIRE

1 STEELES AVENUE EAST, UNIT 6
MISSISSAUGA, ON L6W 4J5

adaatrendz.ca
@adaatrendz
@adaatrendz
905-451-0786

PHOTOGRAPHY:	MAKE-UP & HAIRSTYLE:	OUTFITS:	JEWELRY:
Trails of Memories Photography	Thiso Makeup	Adaa	Aalayaa



Adaa
EXQUISITE ETHNIC ATTIRE





Adaa
EXQUISITE ETHNIC ATTIRE





Adaa
EXQUISITE ETHNIC ATTIRE





Adaa
EXQUISITE ETHNIC ATTIRE



Adaa
EXQUISITE ETHNIC ATTIRE











Style N Beauty

By Praveena

SnBbypraveena

647.618.7174

SnBbypraveena@gmail.com

Tips for a successful Tamil Wedding

It is an accepted fact that every person getting married, dreams of having the perfect wedding day. While planning and executing the fine details is important, there are always last minute things that can, and most often will go awry. Fear not, for Tie The Thali is here to help you with some of the industry's best tips to help you achieve that perfect day!



Tip 1

Hire a Professional Photographer

Okay, let's be real. Weddings, Tamil weddings especially, are EXPENSIVE. No matter what your budget, the one thing you should spend money on is a professional photographer. While your big day is just that, a day's event, the memories this day creates, lasts a lifetime. Your pictures will last forever and you will want pictures that reflect all the hard work and time put into your big day. If you're in a saturated Tamil market like Toronto or London, you will be able to find a variety of photographers, who not only range in styles but prices as well. While you don't need to spend top dollar on the "it" photographer, don't rely on your uncle who owns a "nice" DSLR camera, who shoots pictures in his spare time. Sit down and interview a handful and see who works best with what you're looking for. Let them know what kind of shots you're looking for and what parts of the day are most important for you. Any professional photographer, regardless of how much they charge, will work with you to ensure you are satisfied.

PRO TIP

When you sign a contract with your photographer, include a clause that states how long they have to get you your final proofs and album. A lot of our followers expressed concern with how long it had been (some almost 5 years) since their wedding and they had yet to receive their pictures. You can even go one step further and add a clause to only fulfill a portion of your payment once you receive the proofs and/or album.

Tip 2

Have a dress rehearsal

One thing I've always admired about Caucasian weddings, is how seamless the ceremony flows. While a Hindu wedding is a lot longer and has so many parts to it, a structured flow can still be achieved. Brides, gather your bridesmaids, flower girls, siblings and whoever else you want to accompany you down the aisle and hold a dress rehearsal. This way, you can change around the order and fix any glitches that may occur prior to the actual ceremony. This is also a great opportunity to coach your flower girls into what to do for the big day, especially if they are really young. We've all seen the adorable 3 year old flower girls, who stray on the big day and while it's part of their charm, having someone run into the aisle to get them into place can throw off your entire entrance. If you can have your DJ and wedding planner attend the rehearsal, do so. This way your DJ can work out any timing issues and your event planner will have an idea of how everything will play out on the big day. Practice walking down the aisle to your music, work out the timing, the pace, where you will stop to pose for pictures etc. While having your wedding planner direct you down the aisle on the big day is a common occurrence at Tamil weddings, it tends to give the guests a disorganized vibe. Not to mention, between photographers and your videographers, your guests will be craning their necks trying to catch you walking down the aisle and the last thing they need is another body in their way.





Tip 3

Provide a well-rounded menu on time

Moral of this tip: feed your guests on a timely manner and feed them well!

Because Tamil weddings have extensive guest lists, it can be hard for the hosting families to make contact with everyone attending the wedding. Any Tamil will know that hospitality is a big sign of how you respect your guests and at a wedding especially, the food you serve your guests displays a big role in showcasing your appreciation and respect. Some weddings provide breakfasts to guests, whether it be an appam bar (hopper bar) or pittu station (steamed funnel cakes). While that is a generous idea, remember that this can provide a distraction during the wedding itself. Guests will be wandering to and from the buffet table to grab their breakfasts and accoutrements, which can cause disarray and cause your guests to miss out on key moments during the ceremony. A common alternative is providing a plate of short eats (or snacks) for your guests to munch on during the ceremony. Ensure there are kid friendly items and a good range of sweet vs savory items. It is also good to ensure that there are a few heartier items on the plate as well. Remember, Tamil weddings, Hindu ceremonies especially, entail a long day, whether you're a part of the bridal party or a guest. A hungry guest is an unhappy guest, so you will want heartier items to satisfy everyone until lunch is served. I don't know about you but something about sitting at a Tamil wedding automatically makes me hungrier than if I were to sit on a couch for the day. Maybe it's having to sit in a saree and all the accessories under the bright lights or maybe it's having to get up early to get dolled up. I equate it to walking around the mall, something about walking around in a mall always makes me hungry and tired. While your lunch menu doesn't have to have a vast variety, ensure that what you serve does taste good and has quality. When choosing your menu, ensure to have a well-rounded menu to satisfy your guests' needs. Are there going to be children? Ensure there are milder, dairy based curries like paruppu (dahl) or a kathirikai paal curry (eggplant milk curry). Remember the demographic of your guests and adjust the spice levels when needed. If you are providing a spicier curry, make sure it's labelled and add in a yogurt based dish to bring down the spice level.



Tip 4
Plan out your music

Music plays a big part in creating memories. Ever listen to a song and be instantly transported back to a moment in time or a feeling? For me, it's listening to Haira Haira from the movie Jeans. That song instantly transports me back to my childhood Saturdays, where my friends and I would hang out at each other's houses between Tamil school and dance classes. The songs you play on your wedding day will do that for you as well. Not only will they help bring back all the nostalgia from your younger days but now you will add new memories to these songs with your wedding day. Plan out your must plays and any specific playlists you want in advance and have your DJ prepped. You may think to yourself "Oh, I've hired a DJ, they will take care of everything," but your DJ will have no idea if a certain song brings back terrible memories for you. Trust us when we say, you don't want to be sitting on the alter and be directing someone to pass on a message to the DJ, to play a certain song. It's especially worse when the DJ doesn't have the song you requested on the day of. Not only should you plan what songs you want played, but you should also specify timing. Is there a certain song you want played for a specific moment? Let your DJ know.

Tip 5

Let Things Go and Enjoy Your Day!

Okay, it's finally your big day. All the planning, prep and hard work for the big day is done and it has finally arrived. For every bride and groom, there hits a point of no return. We like to suggest you cap off your last minute errands and tasks at noon the day before your event. From this moment on, leave all tasks, errands, and any problem solving to your family and friends. Have faith that they will handle everything. Get a good night sleep and you have a big day ahead of you. For brides especially, your day can start as early as 2am for your makeup and dressing. The number one thing we hear from couples is how quickly their wedding day flies by. Revel in every moment and fully experience your wedding day by putting your phones away! While it may be tempting to post selfies or stories throughout your big day, leave that to the guests. This is your big day and everyone's there to celebrate you and your love. If little things go awry, just remind yourself that you're past the point of return and that the most important thing is that you are marrying the love of your life! Things will not always go as planned, so relax and enjoy your big day.

Contributing Writer: Tie The Thali

Photography: Photon Image




BLACK LIGHT
STUDIO
CONTACT US
AJAY
647 - 287 - 1618
@blscanada1
@blscanada
www.blscanada.ca
blacklightstudio.tor@gmail.com



onetouchphotography@outlook.com
www.onetouchphotography.ca



Akila & Prashana

“I PROMISE THEY ARE NOT SCARY. I WILL HOLD YOUR HAND. I WILL SIT WITH YOU AND WE CAN JUST PLAY”



From the very moment I met Prashana, both of us knew we had something special and that feeling only grew stronger the day I met Daniya, my step-daughter. It was definitely love at first sight. Ever since then our relationship evolved so naturally. We shared so many first moments as just us three. The first time I met his family – boy was I so nervous! It didn’t take Daniya too long to notice something was off about me. I still remember her sweet little voice saying “I promise they are not scary. I will hold your hand. I will sit with you and we can just play” – these words not only put me at ease but it also made me realize how special our bond was becoming. It was only a matter of time before Prashana and Daniya popped the question “will you marry us” with a beautiful three-stone diamond ring. The two of them picked out this particular engagement ring for me because to them, the three stones













THE BIG ANNOUNCEMENT, 'WE'RE GETTING MARRIED', WAS RECEIVED WELL BY OUR LOVED ONES.



represented 'father, daughter and step-mother' – a beautiful reminder of our happily blended family. Every big step we took, we did it as a unit and it was no doubt, our wedding was going to be any different. Our love for each other deserved to be celebrated and we did exactly that.

The big announcement, 'we're getting married', was received well by our loved ones. Daniya did not hesitate to share the news with everyone she knew, including her teachers. When we asked her if she knew what happens when we get married, her response was "we're all going to be a Prashana". No time was wasted. Prashana and I both have demanding careers, so we knew we needed a wedding planner. We were fortunate to come across, Divine Events! They did exactly what they promised and treated our wedding as if it were their own. We shared our vision and they brought it to life. Subrina and Luxiya went above and beyond to find the perfect venue and also brought together our amazing team of vendors.



Our vision was to have an intimate Hindu ceremony that involved Daniya. We didn't have a script or rehearsal, we wanted her involvement to be voluntary. We were just prepared to embrace her feelings on the day of the ceremony. It was just the little things that went a long way, such as; two different outfits for both entrances for Daniya, and if she decided to be present on stage, we had a mini



"...DO YOU TAKE PRASHANA AS YOUR LAWFULLY WEDDED HUSBAND AND DANIYA AS YOUR DAUGHTER".





Vendors

Wedding Planner:
@Divine.events.ca

Make-Up & Hair:
@Timelessbyvinay

Flowers:
@Anandas.ca

Saree And Jewellery:
@Mayasboutique

Saree Silhouette:
@Tiabhuva

Daniya's Outfit & Jewellery:
@Varathassilk

Groom's Outfit:
@Aarathiesupercentre

Photography:
@Iconimagesphoto

Videography:
@Icapturestudio

Music:
@Flutehypnosia

Mc:
@Mcsuds_

Décor:
@Beyondthelimits.decor

Venue:
@Grandvictoriancc

Catering:
@Peppercorntakeout

garland made for her, and prior to the Thaali being tied, our Priest incorporated the traditional marriage vows in English which included "...do you take Prashana as your lawfully wedded husband and Daniya as your daughter". It was important that Daniya shared this moment with us because we wanted her to grow up knowing that she had an equal role in the ceremony and was not just a guest. All of this could not have been possible without the support of our family and friends. My in-laws are our biggest supporters. Each and every one of them played an important role to give us the dream wedding we deserved. I didn't just gain a husband, I gained an entire family and more!

We are sharing our story in hopes that it inspires others to lead with their heart and not by the fear of what other people may think and you too will find your very own fairy-tale.

Sincerely,
Mr. Mrs. & Miss Prashana




ICON
IMAGES
photography
www.iconimages.ca
647-978-6725
iconimagesphoto
iconimagesphoto



ICON IMAGES

photography

www.iconimages.ca

647-978-6725

iconimagesphoto


ICON
IMAGES
photography
www.iconimages.ca
647-978-6725
iconimagesphoto
iconimagesphoto

SPRING IS COMING



Spring Florist

647-218-6222 | @SPRINGFLORIST_

TEMPLE OF SAREES
"Authentic Traditions"

30 KARACHI DRIVE UNIT 74
MARKHAM, ON L3S 0B6

templeofsarees.com
@templeofsarees
@templeofsarees
416-303-6851 | 585-755-6702



PHOTOGRAPHY:	MAKE-UP & HAIRSTYLE:	SAREES:	JEWELRY:
Golden Memories Photography	Beautyful Styles By Sobana Divine Makeup & Hair By Shyla	Temple of Sarees	Temple of Sarees





TEMPLE OF
SAREES
"Authentic Traditions"





TEMPLE OF
SAREES
"Authentic Traditions"







TEMPLE OF
SAREES
"Authentic Traditions"

ADDICTIVE EATS BY GAYETHIRY

ADDICTIVE EATS BY

Gayethiry

cake & desserts

EST 2015







Gayethiry Srinivasan

addictiveeatsbygayethiry@hotmail.com

416-358-5697

addictiveeatsbyg



GOLDHOUSE

Promotion Code for free nosepin with any purchase “IP19”

22 Karat Dubai & Singapore Gold Jewellery
Specializing in custom wedding bands and wedding rings
40 NEW DEHLI DRIVE, UNIT 56 , MARKHAM, ON L35326

905-554-5890



CAKE FOR YOUR BIG DAY



Your wedding reception is most likely one of the most expensive parties you will ever host. Of course, much depends on the kind of venue chosen, the number of guests attending and the overall level of luxury one wants to have on their big day. Some choose to keep costs down by having smaller parties or avoid unnecessary luxuries. Regardless of which parts of the typical reception you choose to keep and which you choose to skip, most receptions will have some sort of wedding cake. The most important thing to do when choosing your wedding cake, is to match your cake to the overall wedding reception style. If you are planning on an intimate outdoor reception, you would not want to have a huge elaborate regal style wedding cake – the cake would most definitely look out of place. Before meeting with your cake designer, it is important to take some time to solidify your décor plan and mood board for the reception. These two things will definitely help you work with your cake designer to determine which kind of cake would best suite your big day.

Choosing the right cake for your reception can be very confusing – it is definitely very easy to fall in love with several different kinds of beautiful cakes that you've seen online or in person. Take some time to prepare before meeting with your cake designer – think about what style of clothing you are planning to wear; what colors will dominate; what kind of venue you are thinking of; what kind of atmosphere you want to create that night etc. Do you want the wedding cake to be symbolic, decorative or artistic? Knowing the answers to these types of questions will really help your cake artist with the design process. If you have very specific ideas, bring along a simple sketch or some notes. Following your consultation, your cake designer should be able to provide you with a personalized working sketch of your reception cake.

We've seen a lot of amazing wedding cakes in the past but no doubt 2019 will welcome even more impressive creations. Nowadays both clients and cake

artists are ready to experiment, picking ideas from nature, fashion, architecture – basically from everywhere. In 2019, metallic touches, personalized monograms and regal piping will be on everyone's cake agenda. Even more exciting are the amazing array of textures we're expecting - rippled icing, decorative finishes and show-stopping sugar flowers that will take guests' breath away. It's all about bespoke – let your imagination soar and the magic begin.

Floral and ruffle wedding cakes

Floral wedding cakes are ever trendy and blend in nicely with any theme. If you're more of a classic bride, don't worry, traditional isn't your only option – hand-painted florals, watercolors, and subtle ruffles all evoke a timeless touch. And, no matter the cake style, glitter accents and metallic foil always add a hint of glam. The seasons can also serve as a solid source of inspiration: light pastel flowers are a standard for some springtime flair, while fresh greenery or citrus serves up some summertime flair. Whimsy, rich, moody hues are ideal for an autumn affair, and icy blue and white details mirror the coolness of a winter wedding.

Ruffle decorated wedding cakes look a little more traditional. They ooze sophistication and elegance, therefore if you are opting for a traditional wedding, this style cake would be perfect. Some have ruffles all over, whereas, others have just one or two ruffled tiers. Depending on your budget, have as many ruffles as you can!





Rustic Wedding cake

Rustic weddings have been an "I do" trend for quite some time now, with brides going crazy for countrified details and touches of subtle elegance. This can include simplified woodland details or natural touches, like crawling vines, twigs and twine, delicate flower wreaths, organically placed leafy vines, fresh fruits or anything with an earthy feel. If your reception is outdoors, take inspiration from your surroundings. A festoon of fresh blooms is a natural way to infuse some garden whimsy or fondant oyster shells and watercolor blues can be used to bring in some coastal charm. Semi-naked cakes take cues from the naturalistic elegance of the woods.



Contributing Writer:
Sharmila Jeyaseelan

Photography:
Digital Fusion Production

Ombré cakes

Ombre cakes are very fashionable and ever trendy. Ombré cakes have colors or tones shaded into each other, normally going from dark to light. This style of cake has been very popular over the past few years and is likely to continue into 2019.

Contemporary artist wedding cake

If your style is more contemporary, a sleek, smooth finish with geometric details, such as a repeated tile pattern, hexagonal tiers, or triangular adornments, will always do the trick. In this case, short stacks are a thing of the past! If you want to update the look of your wedding cake, opt for elongated tiers. You can do a single layer, super tall cake or make one of the tiers on your multi-level creation a bit taller than the others. This works with just about every cake style. Textures such as crackled pattern, wooden bark pattern and torn paper texture are nice touches to modern cakes. Other options include stylized fondant flowers that look like torn paper or rice paper flowers that are still very dramatic.

There are several factors that will play into what kind of cake you finally decide to have at your wedding reception. Make sure to put careful thought into all your decisions to ensure that the final product is exactly what you want on your big day.
























647-987-2991
storiesbynish@gmail.com
storiesbynish

STORIES
by nish

CAKE FOR ALL OCCASIONS!

Your vision, your style, your day we make it happen



Spiced Upp
Cakes and Desserts

• 647 740 6986 • info.spicedupcake@gmail.com Spicedup01



Kajani & Venoth

The giant ferris wheel can be seen from many places and building in Montreal and it will always hold a special place in our hearts.



Kajani and Venoth met in high school through mutual friends and oddly enough her elder sister. They dated briefly, not what many would describe as high school sweethearts, but they did manage to go to the movies twice in their almost 3-year relationship. As Venoth left high school, they parted ways and crossed paths occasionally at local events. Kajani left shortly after, to pursue her undergraduate studies at University of Ottawa and would occasionally hear about Venoth through friends who attended university with him.

Fast forward five years, during a family vacation to Sri Lanka in summer of 2015, she received a message from him (coincidentally while they were driving through where Venoth's Family is from) about recruiting a team for an amazing race he was helping to organize. Shortly after returning from her trip, Kajani moved back to Montreal and they met up for coffee (10 years later) and the rest was history.



Their wedding adventure started shortly after the proposal in September 2017, a sweet one indeed. Venoth proposed with a ring hidden inside a Kinder Surprise egg, with a creative instruction slip crafted by none other than our friend Siyane from Seeaneed, at the top of Le Grand Roue in Montreal and Kajani, of course tearfully said YES! Both, Venoth and Kajani, come from big families and knew they wanted this wedding to be both intimate and fun for their families. They wanted three things from this wedding: good food, good music and a great time for their guests. They started by asking for a series of auspicious dates and decided on Friday October 19, 2018. With a date in hand, about a year away from the wedding, they started looking around for venues. After many phone calls and visits, they decided to go with Roma Receptions in Saint-Leonard, Quebec for both their beautiful venue and quality service. Tony and on occasion Maria from Roma Receptions truly made this procedure smooth. As for the day and night itself, Vasile, their maitre'd really made them feel like they were home and took care of them like family.

After securing their venue, they had to look for the next most important thing: FOOD. Montreal is home to foodies, good food and more good food. This was a priority for both Venoth and Kajani. After much research, they went with Chef Ramanaa. As this was his first event in Montreal, they definitely experienced a few hiccups along the way but none the less the final product was nothing short of amazing!

Choosing Hair and Makeup was slightly challenging for Kajani since she really wanted a very classic and traditional look. As somebody











who is not accustomed to using products on a daily basis, it was hard for her to feel comfortable with coverage on her face. Bianca, a friend, is a gem to work with. On the day of the wedding, she arrived earlier than scheduled and talked Kajani through the whole process. Alongside Bianca, Mou from MouMakeup did wonders with her hair and was such a great person to work with. Her glam team for the day worked hard to bring her looks together and they did so while keeping her company and calm.

As a vendor in the wedding industry, Venoth was able to communicate freely with their vendors and this was an added bonus for them. They went with the talented Sky Semijon Productions for photography and videography. Using his creative power, they were able to bring the couple's concept video to life and enjoyed every moment of filming. Sky and his team were present with them the entire day and never hesitated for a creative moment ;)

Kajani and Venoth also had the lovely opportunity to do an engagement photoshoot with Shan and Amrita from DigitalPlus Photography. Truly amazing people to work with and their pictures speak for themselves. Creative minds at full force indeed!

As a long-time friend and often the one that accompanies Venoth as he emcees weddings, they chose none other than DJ Ganza for their big day.

As Venoth and Kajani weren't very picky as a couple, they found their journey a lot less stressful than most. The excitement continued as they creatively proposed to their bridal party that consisted of both family and friends (post-wedding became family).

Décor services were provided by Piraba Anna from Island Garden Banquet Service, who blew them away with their rustic themed Hindu ceremony. With wooden accents and pastel florals, he brought to life what they described as the enchanted garden.

Next they started shopping for themselves, bridal party and family members. After searching for pastel pinks at every saree store possible in the GTA, Manchu Anna and his team at Aalayaa brought to life Kajani's custom made rose-gold saree. They were also able to find a vintage Koorai saree for Kajani at Aalayaa, in addition to both bridal jewelry sets. Seamless conversation and accommodations by their team made it easy especially given the back and forth commute to Toronto. Aarathie Super Centre was the go-to for ther bridal party needs



and jewelry. Charles Anna made sure they were taken care of every step of the way.

Choosing a thaali kodi was an on-going conversation between Venoth and Kajani, as well as both their families. Kajani wanted a traditional manjal kairu thaali kodi as it represented beauty in its simplicity to her. Although they did purchase a traditional kodi as well, they opted to not use it at their ceremony and have yet to do the swap. They were able to satisfy themselves and their families! It fit in great with their classic style for the wedding.

Jai Sai Florists provided all their fresh floral needs, carefully packaged to stay fresh as they commuted from Toronto to Montreal. As the date drew closer and their trips to Toronto became more frequent, every day became slightly more stressful. Attending to their needs and carrying on with everything, their families really brought this day together, with sleepless nights, last minute errands, all done with a smile on their faces; this wasn't just a big day for them. Their bridal party made every moment of this day fun and cheerful; the performances, the speeches and the never-ending dancing.

They were lucky to have a friend, who is also an incredible graphic designer, amongst them. Siyane, from Seeaneed, created their snapchat filters and Hindu ceremony pamphlets which really became popular with our non-Tamil guests.







Having been part of the chaos at family weddings, Kajani and Venoth both agreed that they didn't want stress placed on their families on the day of. They were lucky to be able to turn to their friends, Cris and Vino, from BTS (Behind The Scenes) to help them. Words cannot explain how much of a difference they had made, and the couple are beyond grateful to have had their help. As a bride no one expects to be ready and hang around relaxed as much as Kajani did, and this was thanks to none other than their coordinators who took on all the contact with family, bridal party and vendors.

On the day of the wedding, after a week of continuously feeling like they didn't have enough time, it felt like it all passed by in a blink of an eye. But not without them enjoying every single moment of it. The things they thought to be so important, didn't matter to them on the day of. The amount of love and happiness they felt at the venue with all their guests and family, impedes anything that could have and did go wrong. A wedding is truly an eventful, memorable day of anyone's lives. Take it



"as long as you and I walk out of there married, that's all that truly matters."

all in as much as you can, smile, cry and remember that it's the start of something new, something that's beyond all the planning and organizing. Kajani and Venoth, couldn't have imagined their day any other way. Things did go not as planned as they most often do, but as Venoth had said during the last few days leading up to the wedding, "as long as you and I walk out of there married, that's all that truly matters." And here's Kajani's advice in her own words, "If I can give any advice to future couples, don't sweat the small stuff and in the hustle and bustle of managing work, family, a relationship and planning a wedding it's easy to lose sight of the forest for the trees. You are marrying the person you love, who cares if he wants to include Kinder Surprises in our palaharam (sweet) box, they'll come to their senses eventually, Venoth did!"

Vendors

Venue:
Roma Receptions

Videography/Photography:
Sky Semijon Productions

Make-Up:
Bianca Geeva

Hair:
Moumakeup

Engagement Photography:
Digitalplus Photography

Hindu Ceremony Brochures/Snapchat Filters:
Seeaneed (Siyane)

Bridesmaid Sarees:
Aarathie Supercentre

Bridesmaid Lehenga:
Love Couture (Suki)

Groomsmen Suits:
Jenaro

Bride's Sarees (Manavarai/Koorai):
Aalayaa Ethnic Designer Wear

Bridal Jewelry:
Aalayaa Ethnic Designer Wear

Bridal Lehenga:
Sahiba Fashions

Groom's Suit:
Simons/Massimo Duti

Grooms Sherwani:
Aarathie Super Center

Alterations:
Vasanthan

Catering:
Chef Ramanaa, Gerard, Stephanie, Seelan And Kabilan

Live Streaming:
Kishok S

Photo Booth:
Picturesque (Pirasath)

Dance Choreography:
Letsjalsa, Sm Dance Crew (Thilack And Zee (Fusion Vibes)

Dj:
Dj Ganza

Decor:
Island Garden (Piraba Anna)

Limo:
Maaruthy Limo (Inban Anna)

Mc:
Mc Pak

Coordinators:
Bts (Crisanth And Vino)

Florist (Garlands, Jasmine, Petals):
Jai Sai Florist

Henna:
Hennabybindiya







SHARMILAAK

sharmilaakdesigns@gmail.com
@sharmilaakdesigns
647-685-1910

PHOTOGRAPHY: Golden Memories Photography
MAKE-UP & HAIRSTYLE: Sham Waran
OUTFITS: SharmilaaK
JEWELRY: Zevar By Neelu & Rav











The Lotus Project.

wedding & engagement photography

captured by ramya + thivi

647.367.8777 • www.thelotusproject.ca • info@thelotusproject.ca • @thelotusproj

shutterpointmedia@gmail.com

@shutterpointmedia

SHUTTER POINT MEDIA

Engagement Shoot
Save The Date
Concept Video
Proposal
Wedding & Reception Highlights







Renuka & Johny



I felt safe and liked the feeling when I was around him.

Meant to be....

Little did I know that 15 years later, Johny and I would end up together despite distance, problems and life in general.

From the very beginning, my life was full of turmoil and hardship. I lost both my parents when I was a toddler and ended up being raised in an orphanage in Sri Lanka. While I was there, the orphanage luckily sent me to school till 4th grade. That's when my extended family uprooted and took me to India, where they did not consider sending me to school.

I must have become a burden on them, because the minute I turned 17, they decided to get me married off to a guy who was many years my senior, living in London (UK) without letting me have a say in it. Right from the beginning we didn't live as husband and wife, it was just a marriage for society. A few months into our marriage, certain incidents led me to feel unsafe in that marriage, but since at that time I did not believe in divorce, decided to separate but lived together. I worked very hard to support myself and in the meantime, I went on to adopt my son and daughter. Being an orphan myself, I knew the hardship of being alone and feeling unwanted. A few years later being coerced into it, my ex-husband and I got divorced.

During this time, my close friend (my current sister-in-law), was living with me and was able to see first-hand, what I was going through. At the same time, my so-called family were selling off properties that I bought with my hard earned money in India. I was completely lost but during this time it was my career, my clients and my children, who made me stronger and helped me face my problems head on. My sister-in-law now, was then my pillar of strength and support throughout all this hardship.

My husband and I first met in 2003 in India, when I went there to sort out the land issues. I saw him a lot but we didn't talk much except when he gave me rides on his motorbike to the solicitor's office. I felt safe and liked the feeling when I was around him.

His late mother asked him what he thought of me as she really liked me and wanted me to



Could this be real? Am I dreaming? Is this a sign to show that we are meant to be?





be part of their family. He never talked to me properly but his sister was always in praise of me that he said yes to marriage.

When they approached me with this marriage proposal, even though I liked him, I couldn't accept it. He was single and unmarried, while I was a divorcee with two adopted children. I just thought it wouldn't be fair to him. He was devastated that I said no but respected my decision. This decision was something I regretted later in life.

We went our separate ways, life happened, and I started concentrating on my work more and ensured my children were happy, making sure they were well looked after and cared for. Years went by and my daughter studied medicine, while my son studied engineering. After that I felt my duty was done and started feeling alone. That's when I thought about him and wanted to reach out. When I finally got around to telling Johny, his brother told me that he was married and had a child. I wasn't surprised as it was me who said no. With a sunken heart but coming from a good place, I told his brother to send him my best wishes. He didn't have a clue that I reached out because I had had a change of mind!

Fast forward to 2017, I received a message from someone and thinking it was a random guy, I ignored it. Soon after, he sent another message asking me if I remembered him and on checking his Instagram profile, I was so shocked that it was Johny. I never thought that he would contact me. I proceeded to wish him belated birthday wishes and he was surprised that I still remembered. Keeping in mind that he has a family now, I continued the conversation like I would with a long lost friend, but within a few days he told me that he was divorced now.

Could this be real? Am I dreaming? Is this a sign to show that we are meant to be? I was too scared to make a move but I didn't force anything. However, everything took its natural course and worked out in the end. We slowly got back to talking daily, being there for each and becoming best friends, leading to him asking me out, but I didn't answer him. Instead, I sent him a special package. When he opened it, he was very emotional because it contained all the beautiful memories of us together, be it a restaurant receipt, gas receipt, flight ticket, etc. Even though we never went out before or were never in a formal relationship, in my subconscious













mind, he has always been my first love. So like a love-struck teen, I kept all the mementos and keepsakes from 15 years ago. On a very special day in August 2017, he proposed to me at ITC (Chennai). The first thought in my mind was, God has finally answered my prayers, making up for my past as well as making everything right in my life! I said "YES" straightaway! We weren't getting any younger and we waited long enough. We hadn't set a wedding date till we went to Dubai in October 2018 and decided it's high time we got married, giving me a mere two months to organise a destination wedding in Chennai (India).

Being a make-up and hair artiste for 22 years in London; I had a vision of how my dream wedding should be, especially after witnessing my clients' weddings for so long. I can proudly say my dream wedding became a reality with the help of our close ones. My wedding dress was from David's Bridal. When you purchase a dress from them, they go through a ceremony and ring a bell at the end. For the first time, I actually felt like a bride when they handed me the dress. My wedding saree was a gift from a close friend and a sister from another mother - VA Collections. We tied the Hindu nuptial knot at a Hindu temple in Chennai, while the registration and exchange of rings happened at ECR beach. My beloved guardian angel, Lali Aunty was the person I wanted to give me away. She is the only one who has brought me to this stage in life. The people who captured my dream wedding and got many people's attention was Photon Image (Daran Anna) and Wedbery (Jenson). These two are not only my brothers but pillars of strength. There is not enough appreciation in the world to show my gratitude to them. All the decorations were planned by me and I brought mostly everything from London. My vision came true with the help of my pillars of emotional support - Reka, Sinthu and Murali. It was a very small and intimate group, comprising of the people who mattered the most and who were joyful in our union. I only invited those who have genuinely stood by me throughout my life, even during hard times.

<<

Vendors

Contributing Writer:
Renuka

Photography:
Photon Image

Cinematography:
Wedbery

Saree:
VA Collections







PhotonImage.com

facebook.com/PhotonImageProductions/

instagram.com/photon_image_





DESTINATION WEDDINGS

Everything You Need to Know

Destination weddings have become popular in recent years and is now the new trend, especially with millennials, as they look for more interesting locations and something that's more unique for their weddings. A destination wedding is typically an event, where the bride and groom plan an "away from home wedding", inviting their closest family members and friends to an ideal location and make the event a semi-vacation. It is an opportunity for couples to celebrate their marriage at a gorgeous destination of their choice, away from home where, the wedding and the subsequent honeymoon are celebrated at the same resort venue. More and more couples, especially young ones continue to trade in the traditional home-based wedding ceremony for a destination, to say "I do."

A DESTINATION WEDDING IS TYPICALLY AN EVENT, WHERE THE BRIDE AND GROOM PLAN AN "AWAY FROM HOME WEDDING",



Many couples opt to forgo traditional (and expensive) weddings in favor of a more intimate gathering at a destination they love. Destination weddings allow couples to extend their celebration from four hours to four days (or however long they see fit), while creating a lifetime of memories with their close friends and family. Because they are often more intimate than traditional weddings, destination weddings can also be more affordable for couples.

Wedding experts estimate that as many as one-in-five Canadian couples (of all ages) are choosing to have their nuptials abroad. Narrowing it down further, that number climbs as high as 40 per cent for millennial couples.
But while destination weddings may seem like an attractive alternative for many young couples, planning one can be a different story. Where do you start? When is the best time to book it? What kind of money will you be spending?

In addition to great locations, an advantage of destination weddings is that they are typically less expensive for the couple, since they pay for their accommodations, travel costs and the venue charges. Guests are expected to pay for their own accommodations and travel costs. However, couples can elect to pay for the accommodations of their guests and even cover the travel costs. It all depends on their wedding budget.

In addition to being less expensive, destination weddings can be more relaxed, with beach locations being the most popular and dress code requesting casual attire and sandals. The farther guests need to travel, the more expensive and perhaps less likely guests are to attend.

While couples can plan their destination wedding themselves, it is recommended to use a professional who is experienced in this field. Professional wedding planners are also available for hire and can take on the planning for the entire wedding.

Where should we go for our destination wedding?

Traditionally, destination weddings were thought of as island or tropical affairs. However, a destination wedding simply means you are traveling away from home to get married. The destination you choose could be a town or city where your family or ancestors were once rooted, a place you have always wanted to visit or somewhere that seems to be ideally suited



for your big day. The possibilities are endless, however the 3 most popular destinations are Mexico, with May being the most popular month, Dominican Republic, with June being the most popular & Jamaica also June being the most popular month.

Who will plan and coordinate our destination wedding?

Some resorts offer a wedding coordinator as a courtesy to couples who book a wedding at their establishment. Conversely, some brides choose to hire someone at home and bring them to the destination or hire a local wedding planner to handle all details. Again, budget and personal preference are key here.

The Pros and Cons of a Destination Wedding

Like anything else in life, destination weddings have both pros and cons. Before a couple makes a decision to plan a long distance wedding, they should consider the following information, which will help them choose the option that is right for them.

Benefits of a Destination Wedding

The three main benefits of a destination wedding can be summarized with these words: simple, affordable and relaxed.





Simple

Destination weddings can be so much simpler to plan and execute than close to home weddings. This may seem counterintuitive, since it can be very difficult to orchestrate an event long distance, but it actually is easier to plan a wedding at a distant destination. The reason it is simpler is, that many destinations have pre-designed wedding packages that are created by professional wedding planners. The packages include all of the components a beautiful wedding requires, and the bride and groom need only make a few decisions and the rest is taken care of for them. If the couple wants to create their own wedding design, they can obtain the assistance of professional wedding planners, who are located at the desired destination, and they can take care of all the little details that need attention.

Affordable

Destination weddings are typically less expensive than local weddings. The couple pay for their resort stay and the wedding package or their unique design, and the guests pay their own way to the location and their accommodations. Couples can have a large or small wedding and control their spending. They also may get discounts and deals from the resorts when they extend their stay, book a certain number of rooms and arrange their honeymoon at the same venue.

Relaxed

Wedding planning is stressful and often family and friends can create drama and confusion for the couple. Having a destination wedding eliminates a great deal of stress since the wedding is far away and only a limited number of people can attend. Also, enjoying the convenience of a wedding



package that includes everything the couple needs allows them to enjoy the day and relax. They still have a few details to take care of, but overall, the people at the resort do all the heavy lifting when it comes to planning the wedding.

Cons

While destination weddings provide appealing advantages, including making the planning easier on the couple, there are a few cons worth considering. The three main negatives of destination weddings are: size, legal issues and the burden on the guests.

Size

Most destination weddings are small in size and the number of attendees can range from two to around 50 people. Logistically, it would be difficult to hold a large wedding a long distance away from home. That means many friends and family members will not be invited. This could cause tension and hurt feelings for those who don't receive an invitation. Although a small wedding is intimate and personal, it is also a wonderful experience to have all of the couple's friends, family members and coworkers celebrate the happy day, but that would be very difficult or impossible with a destination wedding.

Legal Issues

There are requirements in every country that need to be met in order for a marriage to be legal. Researching the laws in the U. S. and in the destination country is necessary to ensure that the

required documents are obtained and the paperwork is completed properly. Also, the couple needs to understand what personal documents they'll need to take with them, such as their passport, birth certificate or other items. Many couples have skipped this step only to learn later that their marriage was not legal.

Burden Placed on the Guests

There is no doubt that inviting people to attend a wedding at a distant location places a financial burden on them. No matter how much they want to share in the most important day of the couple's lives, they will have to pay for travel, accommodations and a wedding gift. In addition, they will need to take time out of work, make arrangements for pet care, obtain travel documents when necessary and myriad other obligations that go along with traveling to a distant location. For these reasons, it's a good idea for the couple to think carefully about who they will invite and whether or not it will be problematic for them to attend. Many people will go regardless of whether or not it will cause them a hardship, so the couple should consider this when they are planning their destination wedding.

Destination weddings can be fun and exciting for the happy couple, as well as the guests who will be attending. Wedding packages and experienced planners can help the couple create an incredible wedding, a long distance from home. Regardless, a destination wedding can provide the romance, excitement, fun and memories that the happy couple and the guests in attendance will cherish for a lifetime.

Contributing Writer:
Andrea Hudson-Lindsay





Six Yards of Pure Elegance.

Vaaranam Sarees

Varanam_

Vaaranamsarees@gmail.com


THE SPICY KITCHEN
Where tasteful creations begin
WEDDINGS
CORPORATE EVENTS
& PRIVATE EVENTS
T 647 863 5119
C 647 833 4648
E thespicykitchen.sales@gmail.com
www.thespicykitchen.ca

Injecting fusion into food, making trendy food a thing again!

Choosing the menu for a wedding may seem like an afterthought at first compared to choosing the "right" saree to be worn or the venue where the event will take place, but the food served at a wedding is the centerpiece of the entire day. What is it that guests primarily talk about once an event concludes? That's right, Food!





WHAT IS IT THAT GUESTS PRIMARILY TALK ABOUT ONCE AN EVENT CONCLUDES? THAT'S RIGHT, FOOD!



We at Spicy Kitchen, understand the burden of having huge responsibilities that one may feel when executing the "perfect" event. Reduce those responsibilities by having us coordinate and execute possibly the biggest aspect of one's event, which is the food!

South Asian weddings celebrate the concept of two families coming together and performing a range of rituals and traditions to showcase and unite the two families. Whether opting for traditional cuisine or even menus that are injected with a touch of fusion are designed to be shared and enjoyed as a collective group and this is the perfect way to cement this concept, and bring everyone even closer on the big day.

Sri Lankan cuisine, for instance, is famously diverse, ranging from spicy and tantalizing to creamy and delicious, with a wide spectrum of enchanting and salivating vegetarian options, forming the foundation of traditional and authentic Sri Lankan cuisine.

During a traditional wedding day, your guests will be presented with appetizers to kick off a day that is to surely have their taste buds yearning for more.

Hindu weddings are commonly vegetarian-centric, realizing this; Spicy Kitchen has taken it upon its own, to have these appetizers prepared with a touch of fusion from the typical appetizers offered on a wedding day. Our more popular breakfast menus consist of items which include but not limited to our sizzling chilli masala topped with chickpeas served in a cone, spicy kiribath (milk rice) croquettes, curry root vegetable tacos, and cumin polenta with braised mushroom curry. These dishes will surely have the guests talking amongst themselves while savoring the unique flavors and delicacy of each item that is prepared and served.

As we have your guests lamenting about what's to come for lunch following their savory breakfast, they will be presented with colorful and mouth-watering vegetarian curry options with traditional rice. Food will either be presented and placed in a buffet or family styled theme which allows your loved ones and friends to choose what appeals to them the most. They will choose from a wide range of curries prepared in a true and authentic manner. Have your guests embrace themselves as they mix the delicious curries with rice together and have them satisfy their hunger, as we guarantee that you will have nothing but praise at the conclusion of your special day!



Where the real fun starts; the RECEPTION!

Receptions can be looked upon as an event that pushes aside rituals and traditions at least for one day, and party all night long with your friends and family. Whether it takes place indoors or outdoors, make Spicy Kitchen the ones to conclude the festivities by allowing us to have your jaws drop at our wide range of dishes and menus. Regardless of style or theme, have your guests pondering on what's to come next as the night goes on until the wee hours of the morning.

Get the festivities started.....Cocktail Hour
Once everyone has had their seats and gotten acquainted with one another, cocktail appetizers will be offered. Again, our more popular dishes would include and not be limited to our patented curry lamb served with mini tacos, hot chicken waffles, spicy lobster along with grilled cheese, and mini tandoori fish tacos. At Spicy Kitchen, we thrive on having our food mixed with fusion to keep your guests on their toes the entire time!

As the night dwindles down, guests will be presented with a wide variety of options to choose from. Our setups range from buffet, plated and live food stations; the choices are limitless. Our patented live food stations are a crowd favorite, as our experienced culinary experts prepare delicate dishes right in front of the guest's eyes! Choose from a wide range of live food stations, fusion pasta, fusion taco bar (curried lamb & chicken), hot chicken waffle live bar, premium seafood stations and meat carving stations.

You have the power to entice your guests throughout the day through various and unlimited food options and styles. Have your guests treated well with traditional and modern styled cuisines with a dash of fusion to have their mouths salivating the entire night!



GET THE FESTIVITIES STARTED..... COCKTAIL HOUR



"FOOD IS MY FORTE, AND PEOPLE ARE MY PASSION."

Chef Murali & Team

Here at Spicy Kitchen, we aspire to bring you a menu that reflects the authentic and culinary specialties of South Asia mixed with fusion.
Chef Murali (Owner and operator) is set to serve, mouth-watering cuisine that will surely satisfy even the most sophisticated of palates. A dedication to culture and hospitality has made Murali a perfectionist in what he does. He lives by his motto of "food is my forte, and people are my passion."

Murali and his culinary brigade ensure that every dish is garnished to perfection, every buffet table is a work of art and every event reflects the client and their vision.

Our commitment to excellence extends to everything we do. Why? Because our clients deserve the best and should expect nothing less! At Spicy Kitchen, our culinary team of professionals are geared to cater for any number of guests and for any event. Our reputation is built on our on-going commitment to traditional heritage flavors, impeccable experience and attention to detail designed to fulfil your expectations.

We see your dream of the perfect occasion as a testimony for our endeavor. Whether our clients request a strictly vegetarian or non-vegetarian menu, we insist on using the finest ingredients of fresh exotic and local vegetables, meats and seafood.

If you want food to be the highlight of your event, what are you waiting for? Let us take control of the most important aspect of your wedding and let us work our magic as you view the spectacle set to unfold.

Contributing Writer:
Thusy Vijay, EnlightenWritingByT

Photography:
Ranuka Prabhashitha, Cinnamon Media Inc.





www.lathaspurebeauty.com

@purebeautybylatha

416-319-4118

lpblatha@gmail.com

@lpblatha

DJ

INCARNATION



647 863 0790 djincarnation



Jeevi & Raj

OUR RELATIONSHIP BLOSSOMED AND I ALMOST IMMEDIATELY KNEW THAT HE WAS THE ONE.



Raj and I met at a New Year's Eve party in Toronto, which we both attended with our respective friends and made an instant connection after being introduced by mutual friends!

Raj mentioned that he had seen me around York University (where we both attended, me for undergrad and Raj for his masters) but I laughed it off, thinking he was just pulling a line! We spent the entire evening chatting and I felt as if I'd known him all my life.

The next day, I received a text from Raj and we spoke for hours. Turned out that his friend and my sister were friends from school and Raj was able to charm his way into getting my number.

Our relationship blossomed and I almost immediately knew that he was the one. On our two year anniversary, Raj planned a surprise photoshoot at a beautiful venue modeled after a Spanish courtyard. With roses and all, Raj proposed and of course I said, "Yes"!



Our wedding and reception was everything we dreamt of and more! We knew exactly which venues and vendors we wanted and the stars aligned to help us create the perfect team.

The moment we had our wedding date, we reached out to the various vendors to meet with them.

Ceremony Venue – Despite the complexities of having an outdoor wedding, we knew it was something we wanted and scoured various locations in search of the perfect one. When we saw a video of an outdoor wedding at the Royal Ambassador in Caledon, we knew it was just what we were looking for.

Reception Venue – Bellagio Boutique Event Venue in Vaughan pulled out all the stops to ensure that our reception was exactly how we had wanted it to be.













Photography – We had been following the work of Nav and his team from EI Photography for a few years and couldn't imagine handing over the responsibility of capturing one of the most important days of our lives to anyone other than Nav.
Videography – The work of Prashanna from P-Your Vision speaks for itself. After meeting Prashanna, we knew he was the one we wanted for videography.



Make-Up And Hair – Our wedding would not have been complete without Anna from AK Makeup. She had done my makeup and hair for my sister's reception three years prior and I had decided then that Anna would be my makeup artist for my future wedding. For my bridesmaids, it was important to me that they felt comfortable and confident with their looks. I had Ramyaa from Beauty by Ramyaa, Natasha from Allure Illona, Hamsha from Allure by Hamsha, and Sinthu from Beauty by Sinthu, doll up my bridesmaids and I absolutely loved the looks they created for each of them!

Jewelry – My bridal jewelry for both the ceremony and reception was from Aalaaya. Over the years they had become like family and both Manchu anna and Narayani acca ensured that the jewelry perfectly complemented my outfits.









Décor – When we met Piraveen from Inspired Event Décor at the Samyukta show in 2017, we were thoroughly impressed. We knew we could trust him to bring our décor vision to life.

Deejay – We consider ourselves lucky to have had Theepan (DJ Brownsoul) deejay our reception. It goes without saying but he brought every single guest to the dance floor with his unmatched skills.

Veil - Sukhi from Veil You Marry Me created the perfect custom veil for me.

Flowers – I met Miya and Thanusha of Enchanted Flora at the Samyukta show in 2017. They created beautiful garlands, bridal bouquets, bridesmaids' bouquet as well as boutonnieres for the groomsmen. I always knew I wanted marigolds in my hair to complement my manavarai saree, and with only a few days' notice, Robina from Ananda's made it happen.

We are so proud to say that we had truly put together the dream team!

A couple of days before the wedding, we decided to move our ceremony indoors due to the possibility of rain. Although we didn't plan for an indoor ceremony, we were completely blown away with the décor! Piraveen had turned our Pinterest dreams into a reality!

There were many instances during our wedding planning where we felt overwhelmed and completely out of our element. However, we always found comfort in knowing that our families, friends and vendors were in our corner, rooting for us and did everything in their power to make our dream wedding a reality. We can now genuinely say that these vendors have become our friends for life!



SELFIE MOMENT OF EVENT LTD

WEDDING | RECEPTION | BIRTHDAY | SAAREE CEREMONY
PHOTOBOOTH | PORTRAITS | CORPORATE EVENTS

CONTACT US

416 - 799 - 9966

SELFIEMOMENTOFEVENT@GMAIL.COM
WWW.SELFIEMOMENTOFEVENT.COM

#selfiemomentofevent




MAYA
BEAUTY
Bridal & Glamour Styling
Services include Bridal Makeup,
Hairstyling, Hair Styling, Beauty Eye Lash
and Saree Draping
Anu
(647) 833-7198
mayabeauty.byanu@hotmail.com
https://www.facebook.com/mayabeauty.byan



WHY & HOW OF VEDIC WEDDINGS?

9 different types of weddings existed - today all but 2 remain.
What remains today is Ghandarvam and Vaidigam (from the Vedas).

GROOM'S ENTRANCE - PURUSHA SUKTAM

Groom enters and is welcomed with washing of feet, maalai and aarathi. From the Taitraya Samyutam, Purusha Suktam is chanted and Maha Vishnu is installed in him.

GROOM PERFORMS PŪRVĀNGA PŪJĀ & GANAPATHI ŚŌDAŚŌPACĀRA PŪJĀ

Ganapathi is the auditory equivalent of the first manifestation/movement of primordial space to the manifested universe. Performing ganapathi puja establishes this recognition.

GROOM PERFORMS SANKALPAM & NAVAGRAHA PANCHA UPACĀRA PŪJĀ

Groom acknowledges his minuscule position in the manifested universe by reciting their name, lineage, location and the various pujas that he will perform.

"Vivāha kāla, vancha kalpa maha ganapathi hōmam sahetha, mangalaya tharana pūjā sahetha, kanyadhana pūjā sahetha, saptapathi sahetha, prathana hōmam sathea, vivāha kāla pūjām kariṣyē"

GROOM RECIEVES RAKSHA BHANDHANAM/KĀPŪ KATTADHIL

A turmeric root and manjal cord is tied on the right hand of the groom. This signifies the prevention of any unpleasant events during the commission of the ritual.

Raksha (To Protect), Bhandhanam (To Tie) Mantras taken from the Yajur Vedam - Maha Nyasam - Panchanga Raudrikaranam (Satyojatam Mantras) are chanted.

Panchanga Raudrikaranam (Satyojatam Mantras)

Ōm sadyō jātaṃ prapadyāmi sadyō jātāya vai nomō namaḥ | bhavē bhavē nāti-bhavē bhavasva mām | bhavōdbhavāya namaḥ ||

Ōm vāmadēvāya namo jyēṣṭhāya namaḥ śrēṣṭhāya namō rudrāya namaḥ kālāya namaḥ kalavikaraṇāya namō balavikaraṇāya namō balāya namō balapramathanāya namaḥ sarvabhūta damanāya namō manōnmanāya namaḥ ||

Ōm aghōrēbhyōstha ghōrēbhyo ghōra-ghōratarēbhyaḥ |
sarvē bhyas sarva-śarvēbhyo namastē astu rudra rūpēbhyaḥ ||

Ōm tatpuruṣāya vidmahē mahā dēvāya dhīmahi |
tannō rudraḥ pracōdayāt ||

Ōm iśānaḥ sarva vidyānaṃ iśvaraḥ sarva bhūtānāṃ brahmādhipatir brahmaṇnōdhipatir brahmā sivō mē astu sadāśivōṃ ||

GROOM'S FAMILY PERFORMS PĀLĪKAI PŪJĀ

5, 7, 9 or 11 Sumangalis receive prasadam (fruit, tambulam, flower) &
are sent to bring the bride.



BRIDE'S ENTRANCE - DURGĀ SŪKTAM

Bride enters and Maha Lakshmi is installed in her. Maha Lakshmi is not the one you are familiar with (Standing on the lotus with four hands and money issuing out from her hands.) This Maha Lakshmi comes from the Devi Mahatmayam with 18 hands (Asta Dasa Bhujam). In some sampradayams (lineages) the bride is not allowed to look at the groom immediately - specially in Andhra. A screen is held between them and in places like Maha Rashtam, Jaya Mangala Stotram is chanted and her eyes are touched with milk and then she is allowed to look at the groom. That is the first time she is setting her eyes on him. In the old days they used the Pallu - the headpiece of the saree, to cover her eyes. After the british came to the country it was replaced with a veil which served no purpose - she can see right through it.

BRIDE PERFORMS PŪRVĀNGA PŪJĀ & GANAPATHI ŚŌDAŚŌPACĀRA PŪJĀ

Ganapathi is the auditory equivalent of the first manifestation/movement of primordial space to the manifested universe. Performing ganapathi puja establishes this recognition.

BRIDE PERFORMS SANKALPAM & NAVAGRAHA PANCHA UPACĀRA PŪJĀ

Bride acknowledges her minuscule position in the manifested universe by reciting her name, lineage, location and the various pujas that she will perform.

"Vivāha kāla, vancha kalpa maha ganapathi hōmam sahetha, mangalaya tharana pūjā sahetha, kanyadhana pūjā sahetha, saptapathi sahetha, prathana hōmam sathea, vivāha kāla pūjām kariṣyē"

BRIDE RECEIVES RAKSHA BHANDHANAM/KĀPŪ KATTADHIL

A turmeric root and manjal cord is tied on the left hand of the bride. This signifies the prevention of any unpleasant events during the commission of the ritual.

Mantras taken from the Yajur Vedam - Maha Nyasam - Panchanga Raudrikaranam (Satyojatam Mantras) are chanted.



BOTH FAMILIES PERFORM KANYA DHĀNAM

Mistakenly labeled as handing over of the bride. In that moment, in that time she occupies a very important position in the groom's family and extended family system with full rights and commands respect. This will be commissioned while the lineages of the groom and the bride are chanted. Once this is performed the groom will present the bride with a korai pudavai.

Bride leaves with korai saree - Korai Puduvai - mantras specially selected from the Vedas are chanted. In India up to this day, whether is is a poor persons daughter or a king's' daughter the saree is the same - a white cotton saree with a red border. At the end of the wedding it is handed over to somebody of a lower status than the groom and the bride. With the mantras all of the kurai, prarvitha karmas, nakshatra doshams, vastu doshams, pitru doshams, and navagraha doshams will come out with the sweat and position it self on the fabrics

.





GROOM PERFORMS VANCHA KALPA MAHĀ GANAPATĪ HŌMĀ

Vancha (Desire) Kalpa (Whatever he desires in his life will be given to him). This is his starting point for him.

GROOM PERFORMS THIRUMANGALYAM PŪJĀ - ŚRĪ SŪKTA HŌMĀ

Thirumangalyam will be worshipped with the installation of the Devi in the mangalyam and she will be offered 16 services - Shodasca Upachara Puja. Just in case there are residual effects of the graha dosham, vastu dosham, and pitru dosham, 16 names of Ganapathi will be chanted and an ahuthi ajyam will be offered into the fire.

MANGALYA DHĀRANAM IS PERFORMED BY BOTH BRIDE & GROOM

There are no vedic mantras for the tying of the Thirumangalyam. In the old days, the mangalyam was a choker, it went around close to the neck touching all important 16 nerves that pass through there. And as time flew, originally it was a yellow thread, then slightly thick gold chain, and as the status grew, the chain became thicker and thicker.

Māngalyam tantunānena mama jeevana hetunāh | Kanthe badhnāmi subhage twam jeeva saradā satam||

Māngalyam (with this mangalyam), tantunānena (i give you this mangalyam),



mama jeevana hetunāh (it becomes the cause of my well-being, and by extension of my family and your family from this moment) | Kanthe badhnāmi subhage twam jeeva saradā satam (she is supposed to keep this around her neck untilthe day she breathes).

And with the vedic mantras, it is assured that the groom and bride, and this couple, if it is a properly commissioned ritual that they will live a contented life. The Thirumangalyam must be worn 24/7 and is a symbol of auspiciousness and only with that you will be known as **Griha Lakshmi - the Lakshmi of the family.**

ANNA PRASANAM & MĀLAI MĀTU

Bride and Groom feed each other sugar candy and exchanging of the garlands three times takes place.

BOTH BRIDE & GROOM PERFORM SILĀROHANAM, PĀNI GRAHANAM & SAPTA PATHI

Silarohanam (Stone Ritual), Panigrahanam (Hand Holding) & Sapta Pathi (7 steps that the groom and the bridge are supposed to go through in their life time with the corresponding mantras chanted) - In the end - the most significant one, Saha Sapta Pathi Bhava. Sapta (7), Patham (Steps), Saha (Let you and I be friends for life. Friends don't expect anything else other than love and respect from each other. Let you and I be friends as we walk through this business of life and attain fullness together.

They will be offering pori (puffed rice) into the fire, the ancient Sanathana Dharmis believed that the fire was a purificatory element.





FIRST PRADHIKSHINA:

Silarohanam: right toe ring Saptapathi First offering into the homam ("Agneye jeni vitai swaha" - the bride will be purified with agni)

SECOND PRADHIKSHINA:

Silarohanam: left toe ring Darshan of Arundhati & Vasista Second offering into homam ("Ghandarvaya jeni vitai swaha" - all the divine courtesans in Indra's court will be purifying her)

THIRD PRADHIKSHINA:

Third offering into homam together/maha purnahuthi ("Vaurnaya jeni vitai swaha" - hydrosphere/water)

Contributing Writer:
Bharhavi Selvanathan







GRAND CINNAMON

BANQUET & CONVENTION CENTRE



Recognized as a visionary luxury custom homebuilder and large scale real estate developer since 2007. The Bloomfield Group of companies is preferred by those knowledgeable buyers who demand superior quality, customer responsiveness and design leadership. Offering a myriad of living solutions, The Bloomfield Group continues to create new benchmarks in the industry through their offerings and services tailored to you, and your lifestyle needs. Through vision, imagination, and teamwork, The Bloomfield Group will create the ultimate unique lifestyle.

One that directly reflects yours!







Visit us today: thebloomfieldgroup.ca



Janu & Dinesh

"AND EVER HAS IT BEEN KNOWN THAT LOVE KNOWS NOT ITS OWN DEPTH UNTIL THE HOUSE OF SEPARATION."
- KHALIL GIBRAN



That depth was felt when both families got together for the official "ponnuruku" ceremony--a gold melting ritual conducted by a Hindu priest and gold smith, who uses the melted gold in order to make a Thaali, the thaali that Dinesh would tie on his bride's neck as he becomes her husband.....her life partner....her purushaan!

















Janu and Dinesh met in the summer of 2016 and it was a whirlwind love story from day one. After their engagement, Janu and Dinesh started to plan the details of their big day. Both wanted a wedding that was elegant but simple. The days seemed long, and the wait longer as they both prepared for the ceremony.

On the morning, Dinesh wore a traditional kurta and Janu was adorned in a majestic Kanchipuram saree. As the bride entered the banquet hall, with the groom lagging a little behind, she felt her heart yearn for him.





And then time came, when the depth no longer mattered, the separation was no longer a worry- as she stared down the aisle at her soulmate. That was when Dinesh smiled. He smiled for the laughter they had shared so far and the joy that they would share in the days ahead. Their eyes met and they knew in that instant--this was meant to be....that they were meant to be, and there began their happily ever after!



Vendors

Make-Up
Baljit Gill Artistry

Hair
Sat Bains Muah

Jewelry
Free Rani (First Look)
Preetham Boutique (Manavarai Look)

Sarees (Koorai & Manavarai)
Aalayaa Ethnic Designer Wear

Saree Draping
Perfect Pleats By Anusha

Groom's Outfit
Chandan Fashion

Photography
Em Photography

Videography
Icapture Studio

Flowers
Anandas

Bouquet
Pookadai Florist

Décor
Geethams Event Décor Inc

Venue
Markham Convention Centre





Jasmine Flowers

Fragrance of Asia

Indian, Western, Wholesale & Flower Decor

FLORAL DESIGN FOR ALL YOUR EVENTS

647.207.4444

info@jasmineflowers.ca



Website: www.enchantedbooth.ca | Email: info@enchantedbooth.ca
Instagram: @enchantedbooth | Phone number 416-477-3876


RED EYE MOTION
capture the MOMENT
with
Red Eye Motion
info@redeyemotion.com | + (416) 986-2917 | redeyemotion.com | redeyemotion

7 Diamond
Group of Companies

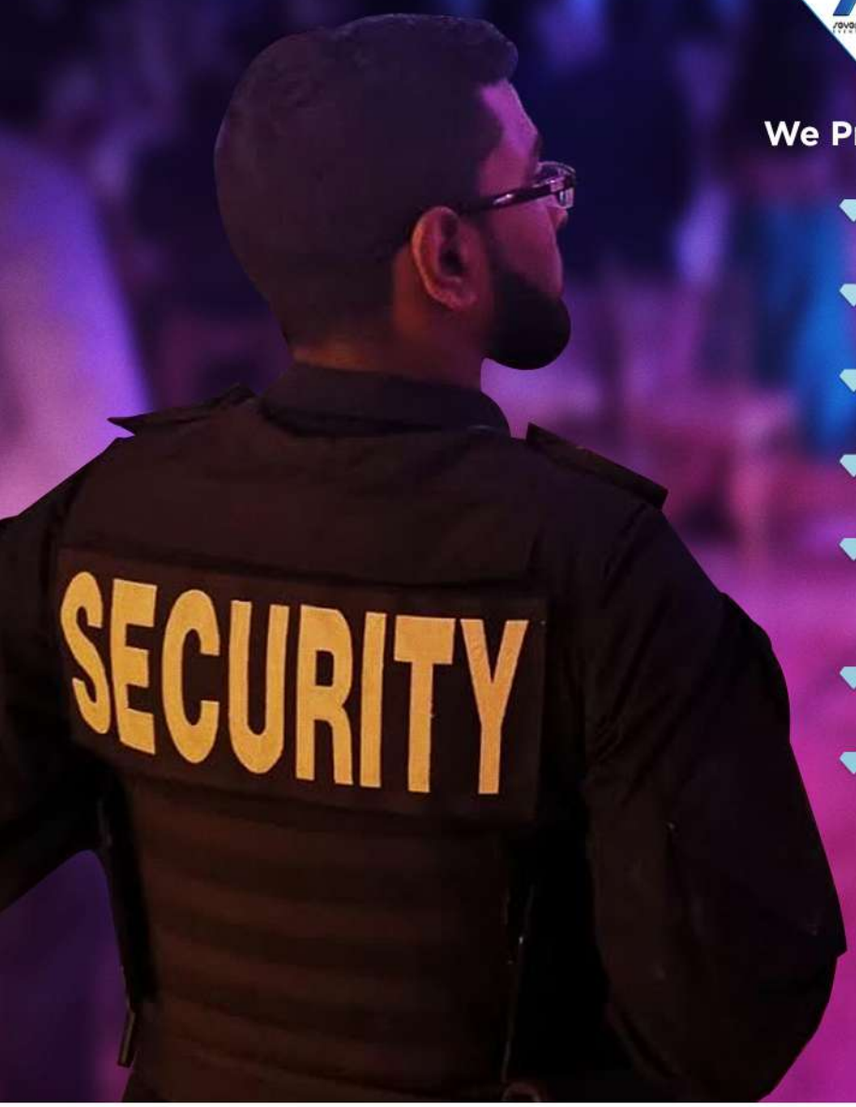

We Provide:

- Security Services
- Guest Services
- Event Planning
- Audio/Visual/DJ Services
- Printing services *(Invitations, Floor vinyls, Backdrops and More)*
- Limousine and Transportation
- We can also accommodate any special requests

if you can dream it... we can make it happen

SECURITY *In omnia paratus* | MEDICAL RESPONSE | GUEST SERVICES | TACTICAL SUPPLIES

RAKHAVAN KETHEESWARAN
President | 7 Diamond Group of Companies

MIKE GALLANT
C.E.O. | 7 Diamond Group of Companies

437-987-7337 | info@7dgoc.com

www.7dgoc.com

CONSULTING | PLANNING | EXECUTION

Create.Caputre.Inspire.

I love TET



www.iwatchtet.tv
prem@iwatchtet.tv
(416) 845 - 3000
(416) 707- 6262

TET HD
Bell Fibe TV CH 842
ROGERS CH 663

NINAIVUKAL
MOMENTS OF EVENTS

Capture your memorable moments



416.457.7310 ninaivukal.com facebook.com/ninaivukal

Premium Vendors

BANQUET & CONVENTION

Grand Cinnamon Banquet & Convention
416.519.9773
info@grandcinnamon.com

BEAUTY

Ornamental Henna By Anika
647.880.4944
ornamentalhenna@gmail.com

CINEMATOGRAPHY

RedEyeMotion Cinematography
416.986.2917
hello@redeyemotion.com

Regal Studio Cinematography
647.545.6634
regalstudio.ca@gmail.com

Selfie Moment of Event
416.799.9966
selfiemomentofevent@gmail.com

Shutter Point Media
647.209.6472
shutterpointmedia@gmail.com

Trails of Memories Cinematography
416.846.9094
trailsofmemories@gmail.com

CONFECTIONERY

Addictive Eats By Gayethiry
416.358.5697
gayethiry.s@live.com

Spiced Upp Cakes
647.740.6986
info.spicedupcake@gmail.com

DANCE FLOOR DESIGNING

Exotic Wrapz
647.971.2971
info@exotikwrapz.com

DÉCOR

Athena's Flower Wall
647.890.2071
athenasflowerwall@gmail.com

Aura Walls
647.241.4492
aura.wallsdecor@gmail.com

Stars Event Decor
416.500.5455

Varnam Event Décor
647.271.9055
info@varnameventdecor.com

DJ

DJ Incarnation
647.863.0790
connectwithdjincarnation@gmail.com

EVENT PLANNING & SECURITY

7 Diamond Event Services
437.987.7337
7diamondevents.com

Empire Security
905.455.1595
raj.empiresecure@gmail.com

FASHION

Aalayaa
1.855.575.0500
aalayaaonline@gmail.com





WEDDING MAGAZINE
www.samyukta.ca

ADAA
905.451.0786
yasmin.abbas@adaatrendz.ca

From the Nadu
647.406.4552
info@fromthenadu.com

Masihs Bridal Couture
416.274.5912
fashionbymanny@gmail.com

Sartaj Fashions
416.299.7383
sartajfashion@gmail.com

Sharmilaa K Designs
647.685.1910
sharmilaakdesigns@gmail.com

Temple of Sarees
905.554.0506
templeofsarees@gmail.com

Vaaranam
647.501.7729
vaaranamsarees@gmail.com

FASHION STYLIST

Prim In My Pumps
priminmypumps@gmail.com

FLORAL

Jasmine Florist
647.207.4444
info@jasmineflorist.ca

Spring Florist Boutique
647.218.6222
abby_s10@hotmail.com

JEWELRY

Shree's Bridal Hub
647.741.2221
ajanthysachi@gmail.com

IP Gold House
905.544.5860

K7 Boutique
tharssini@gmail.com

Zevar Toronto
416.371.7227
zevartoronto@gmail.com

LEGAL SERVICES

Theva Law Professional Corp.
647.308.0517
vtheva@thevalaw.com

MAKE-UP & HAIRSTYLE

Beautyful Styles By Sobana
416.817.7769
beautyfulstyles@gmail.com

Divine Makeup & Hair By Shyla
647.995.8903
divinemuah@gmail.com

Maya Beauty By Anu
647.833.7198
anurathy.selvarajah@gmail.com

Nila Haran
beautybynila@gmail.com
www.nilaharan.com

Pure Beauty By Latha Senthil
416.319.4118
lpblatha@gmail.com

Sham Waran
Shaminy.waran@gmail.com

Style N Beauty By Praveena
647.618.7174
snbbypraveena@gmail.com

Thiso Makeup
647.654.4733
thisomakeup@gmail.com

MEDIA

EI Marketing
Digital Media Partner
905.604.7994
info@eimarketing.ca

TieTheThali
Social Media Partner
tiethethali@gmail.com

Ninaivukal
Online Digital Media Partner
416.457.7310

PHOTOGRAPHY

Black Light Studio
647.287.1618
blacklightstudio.tor@gmail.com

Divinemethod Photography
416.527.8555
divinemethod@gmail.com

Golden Memories Photography
647.987.2991
g.m.photography@outlook.com

Icon Images Photography
647.978.6725
info@iconimages.ca

One Touch Photography
647.981.4842
onetouchphotography
@hotmail.com

Photon Image (UK)
011 44 7862 247651
h4ran@hotmail.com

Regal Studio Studio Photography
647.545.6634
regalstudio.ca@gmail.com

SDW Digital Works
416.566.8976
info@sdwdigitalworks.com

Selfie Moment of Event
416.799.9966
selfiemomentofevent@gmail.com

Stories By Nish Photography
647.987.2991
storiesbynish@gmail.com

The Lotus Project.
647.367.8777
info@thelotusproject.ca

Trails of Memories Photography
416.846.9094
trailsofmemories@gmail.com

PHOTOBOOTH

BWild Photobooth
647.217.3307
info@bwildphotobooth.com

Enchanted Booth
416.477.3876
info@enchantedbooth.ca

ProDigi Photobooth
647.241.4492
info@prodigiphotobooth.com

REAL ESTATE

Bloomfield Home
1.800.717.9249
info@bloomfieldhomes.ca

Jeneevan Theivendran
Remax Community
416.843.1703
jeneevant@remax.net

TRAVELS

Andrea Hudson-Lindsay, TAIA
647.718.8525
ahlindsay
@travelagentsinaction.com

WEDDING CATERING

Bliss Stations
416.809.1149
orders@blissstations.ca

Chef Murali
647.833.4648
thespicykitchen.sales@gmail.com

Southern Aroma
905.554.2255
contact@southernaroma.ca

WEDDING PLANNING

Thaali Planner
info@thaali.net

Himalaya Banquet Services
647.201.7573
himaservice4u@gmail.com

Royal Banquet Center
416.500.5455





THEVA LAW

PROFESSIONAL CORPORATION

"As a new couple, it will be one of the most expensive decisions you'll make together. Whether you're buying or selling your home, rely on the legal team that many have come to trust and know your investment is in good hands."

REAL ESTATE • CORPORATE • CIVIL LITIGATION • WILLS & ESTATES

20 New Delhi Drive, Unit 99, Markham ON. L3S 0B5
www.thevalaw.com | info@thevalaw.com
647.308.0517



Aalayaa

150 NEW DELHI DRIVE, UNIT 45
MARKHAM, ON L3S 0B6

aalayaaonline.com
@aalayaa
@aalayaaethnicdesignerwear
1.855.575.0500

PHOTOGRAPHY:	MAKE-UP & HAIRSTYLE:	SAREES:	JEWELRY:
Divinemethod Photography	Nila Haran Beautyful Styles By Sobana	Aalayaa	Aalayaa







Aalayaa



GRAND CINNAMON

BANQUET & CONVENTION CENTRE

GrandCinnamonConvention

Grand Cinnamon Banquet and Convention